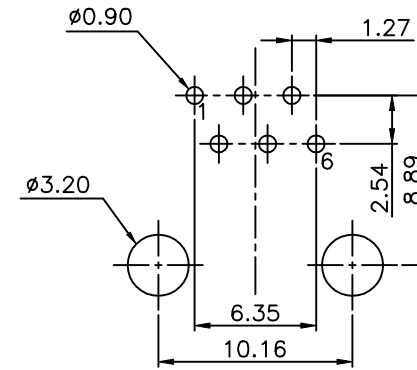
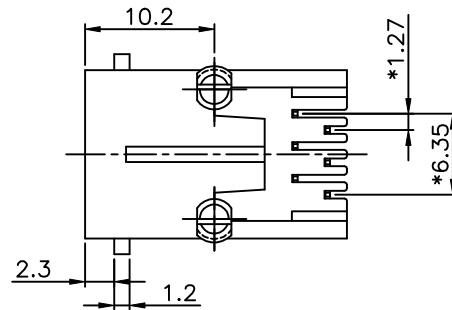
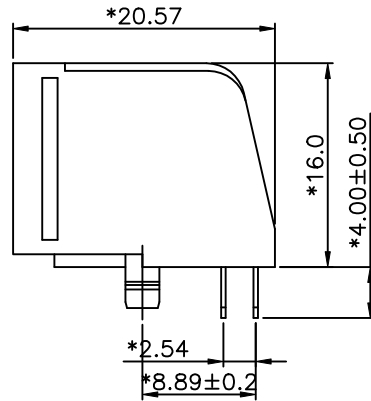
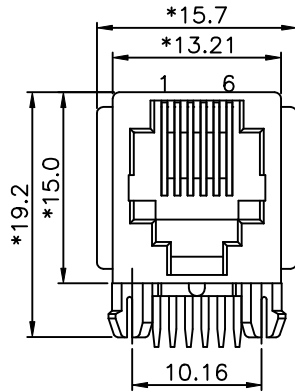


REVISION RECORD				
REV	ECO	DESCRIPTION	DRFT	CHKD



PC Board Layout
Component Side Shown

NOTES:

ELECTRICAL:

1. VOLTAGE RATING : 125 VAC RMS MIN.
2. CURRENT RATING : 1.5 AMP MIN.
3. CONTACT RESISTANCE : 30 MILLIOHMS MAX.
4. INSULATION RESISTANCE: 1000 MEGOHMS MIN @ 500 VDC.
5. DIELECTRIC STRENGTH : 1000 VAC RMS 60Hz, 1MIN.

MECHANICAL:

1. HOUSING MATERIAL : NYLON+30%.G.F(FR52)UL94V-0.
2. CONTACT MATERIAL : PHOSPHOR BRONZE t=0.35mm.
3. PLATING : 1: CONTACT AREA- SELECTIVE GOLD PLATING.
2: TAILS- PLATED TIN OVER NICKEL.
4. OPERATING LIFE : 750 CYCLES MIN.
5. PCB RETENTION PRE-SOLDER : 1 LB MIN.
6. PCB RETENTION POST-SOLDER: 10 LBS MIN.

ENVIRONMENTAL:

1. STORAGE : -40°C TO +85°C.
2. OPERATION : 0°C TO 70°C.
3. WAVE SOLDER TEMPERATURE: 255°C TO 265°C 5~10 SECOND.

MATES WITH MODULAR PLUG CONFORMING TO
FCC PART 68, SUBPART F.
CUL FILE NO. E163191

PART NUMBER: E576X-000XXX-L

- 2-2C
- 4-4C
- 6-6C
- A-FR52
- 1- 3u"
- 2- 6u"
- 3-15u"
- 4-30u"
- 5-50u"
- 3-W/ PANNEL STOP
- 4-W/O PANNEL STOP

DETACHED LISTS	MM (INCH)		DFTO BASS	DATE 12/29/97	FULL RISE ELECTRONIC CO., LTD			
	TOLERANCES EXCEPT AS NOTED		CHKDQIANPU	DATE 2005/3/22				
	MM	±	MFO	DATE	TITLE SIDE ENTRY PCB JACK 6P			
	.0 ±0.20	±	APPVISAMMY	DATE 2005/3/22				
.00 ±0.15	±	MATERIAL :		DRAWING NO. GE573003_LA		SIZE	REV	
.000 ±0.075	±	ANGLES ±		/PART NO. SEE NOTE		A3	0	
THIRD ANGLE PROJECTION		QT'Y :		SCALE : 2.5:1		DO NOT SCALE DRAWING		SHEET X OF Y