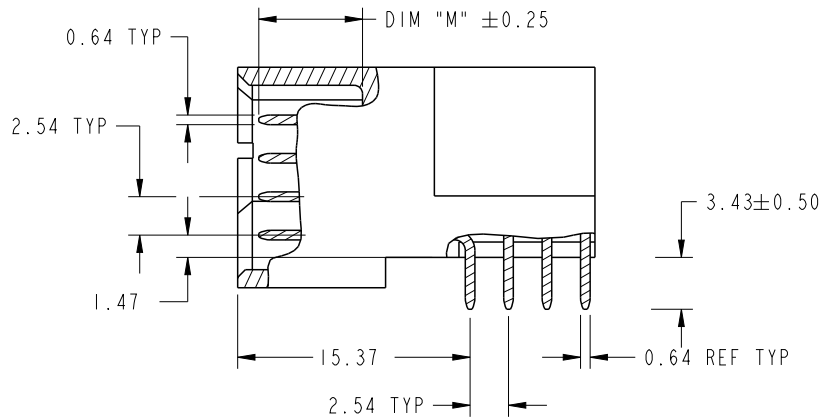


CODE	DIM "M" MATING LENGTH	CONTACT TYPE
U	[6.86]	SIGNAL
T	[6.86]	SIGNAL
S	[6.86]	SIGNAL
R	[6.86]	SIGNAL
H	[5.59]	SIGNAL
G	[5.59]	SIGNAL
F	[5.59]	SIGNAL
E	[5.59]	SIGNAL
PA	[N/A]	POWER

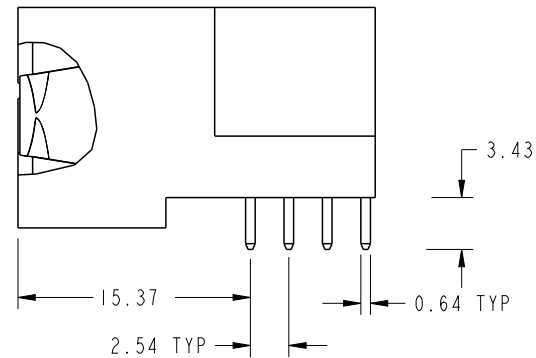
spec ref	*	dr	X Q Wang	2012/04/20	projection 	MM ←→	size	A4	scale	1:1	
tolerance std	TOLERANCES UNLESS OTHERWISE SPECIFIED	eng	Luo Weller	2013/03/26			product family	PwrBlade	rel level	Released	
see note		chr	-	-				ecn no	-		
surface ✓	linear	0.X	±0.5	FCI www.fci.com	part no	3ACP + 2P + 24S + 4P RIGHT ANGLE SOLDER HEADER	dwg no	51939-667	rev	A	
		0.XX	±0.25								
		0.XXX	±0.1								
	angular	0°	±2°	cat. no.	-	Product - Customer Drw	sheet 1 of 4				

PRODUCT NUMBER

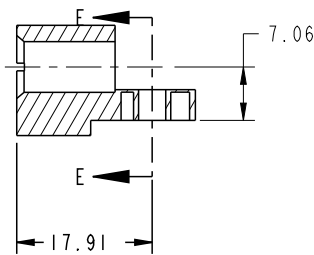
51939-667__
NOTE: 3



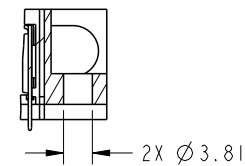
BROKEN-OUT SECTION A-A
SCALE 2:1



BROKEN-OUT SECTION B-B
SCALE 2:1



SECTION C-C



PARTIAL SECTION E-E

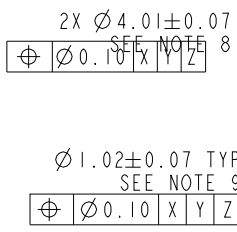
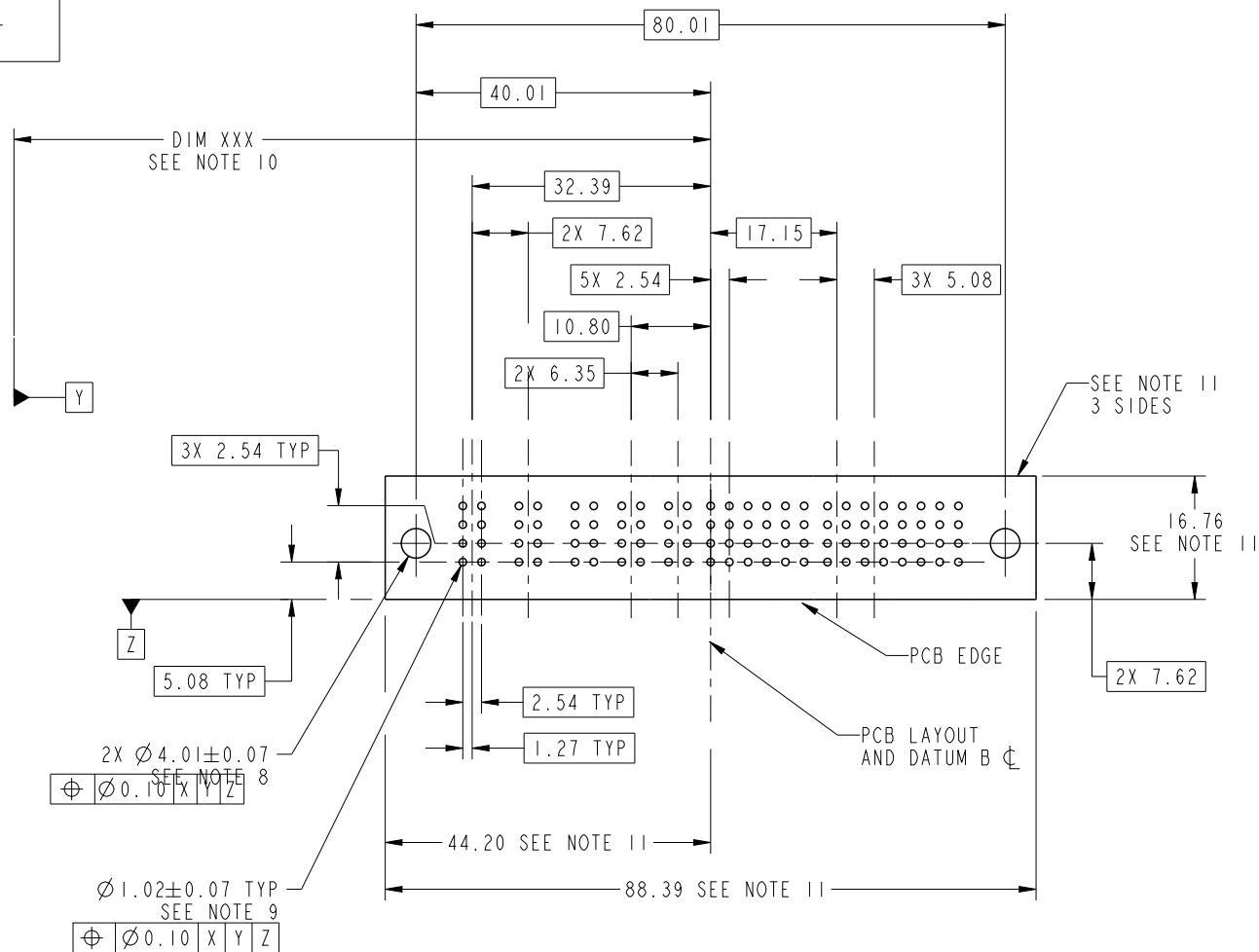
dr	X Q Wang	2012/04/20	projection 	MM 	size	A4	scale	1:1
eng	Luo Weller	2013/03/26			ecn no	-		
chr	-	-			rel level	Released		
appr	Pei-Ming Zheng	2013/03/26	product family	PwrBlade	rev	A		
	title	3ACP + 2P + 24S + 4P RIGHT ANGLE SOLDER HEADER		dwg no	51939-667	sheet 2 of 4		
www.fci.com	cat. no.	-	Product - Customer Drw					



Copyright FCI.

PRODUCT NUMBER

51939-667--
NOTE: 3



RECOMMENDED PCB LAYOUT

dr	X Q Wang	2012/04/20	projection 	MM 	size	A4	scale	1:1			
eng	Luo Weller	2013/03/26			ecn no	-					
chr	-	-			rel level	Released					
appr	Pei-Ming Zheng	2013/03/26	product family	PwrBlade							
		title			3ACP + 2P + 24S + 4P		dwg no		51939-667	rev	A
www.fci.com		cat. no.			-		Product - Customer Drw		sheet 3 of 4		



Copyright FCI.

PRODUCT NUMBER

51939-667--
NOTE: 3

NOTES:

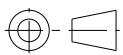


1. DIMENSIONS AND TOLERANCES ARE IN ACCORDANCE WITH ASME Y14.5M, 1994 UNLESS OTHERWISE SPECIFIED.

CONNECTOR NOTES:

- 2. HOUSING MATERIAL: UL 94 V-0 GLASS FILLED HIGH-TEMP THERMOPLASTIC
POWER CONTACT MATERIAL: COPPER ALLOY
SIGNAL PIN MATERIAL: COPPER ALLOY
- 3. SEE ITEM 1 & 2 IN PRINT 10064183 FOR PLATING SPEC OF 51939-667 AND 51939-667LF RESPECTIVELY.
- 4. MANUFACTURER'S NAME, DATE CODE AND OPTIONAL P/N TO APPEAR ON THIS SURFACE. THE P/N CAN BE OMITTED IF THERE IS NOT ENOUGH SPACE ON THIS SURFACE.
- 5. PRODUCT SPECIFICATION GS-12-149.
APPLICATION SPECIFICATION BUS-20-067.
- 6. PACKAGED IN TRAYS.

PCB NOTES:

- 7. ALL HOLE DIAMETERS ARE FINISHED HOLE SIZE.
- 8. MOUNTING HOLES, WHERE APPLICABLE, ARE UNPLATED.
- 9. $\varnothing 1.151 \pm 0.025$ DRILLED HOLES PLATED WITH
0.008 MIN SnPb OR Sn OVER 0.03
TO 0.08 Cu PLATING TO ACHIEVE
 $\varnothing 1.02 \pm 0.07$ HOLE.
- 10. "DIM XXX" TO BE DETERMINED BY THE CUSTOMER.
- 11. CONNECTOR KEEP-OUT ZONE.

dr	X Q Wang	2012/04/20	projection 	MM 	size	A4	scale	1:1	
eng	Luo Weller	2013/03/26			ecn no	-			
chr	-	-			rel level	Released			
appr	Pei-Ming Zheng	2013/03/26	product family	PwrBlade					
	title	3ACP + 2P + 24S + 4P RIGHT ANGLE SOLDER HEADER			dwg no	51939-667		rev	A
www.fci.com	cat. no.	-	Product - Customer Drw			sheet 4 of 4			