

## Cable connector - ST-6ES1N8A8K02S - 1618632

Please be informed that the data shown in this PDF Document is generated from our Online Catalog. Please find the complete data in the user's documentation. Our General Terms of Use for Downloads are valid (<http://phoenixcontact.com/download>)



Cable connector, straight, SPEEDCON locking, M17, Number of positions: 6+PE, Type of contact: Socket, Crimp connection, shielded: yes, Cable diameter: 3.5 mm...5.5 mm

The illustration shows the 4-position version

### Product Features

- Reduced size: ideal for compact devices
- Consistent EMC protection for reliable connection solutions in the industrial environment
- Crimping connection: vibration- and temperature-resistant assembly
- Flexible use: reliably connect various cable diameters



### Key Commercial Data

|                                      |          |
|--------------------------------------|----------|
| Packing unit                         | 1 pc     |
| Weight per Piece (excluding packing) | 60.0 g   |
| Custom tariff number                 | 85366990 |
| Country of origin                    | Germany  |

### Technical data

#### General

|  |   |
|--|---|
| Note   | Order information: Order crimp contacts Ø 1 mm separately |
| Type of locking                                    | SPEEDCON locking  |
| Direction of rotation of contact chamber numbering | Standard  |
| Coding   | N   |
| Contact connection method                          | Crimp connection  |
| Type of contacts                                   | Socket  |
| Number of positions                                | 7   |
| Contact diameter of power contacts                 | 1 mm  |
| Nominal current per power contact at 25°C          | 14 A  |

## Cable connector - ST-6ES1N8A8K02S - 1618632

### Technical data

#### General

|                                     |                   |
|-------------------------------------|-------------------|
| Contact diameter of signal contacts | 1 mm              |
| Conductor entry                     | 3.5 mm ... 5.5 mm |
| Pg housing screw connection         | none              |

#### Ambient conditions

|                      |                   |
|----------------------|-------------------|
| Ambient temperature  | -40 °C ... 125 °C |
| Degree of protection | IP67              |

#### Specifications according to DIN EN 61984:2001

|   |        |
|---|--------|
| Installation height max.                      | 3000 m |
| Nominal / operating voltage of power contacts | 630 V  |
| Rated surge voltage of power contacts         | 6 kV   |
| Overvoltage category of power contacts        | III    |
| Degree of pollution of power contacts         | 3      |

### Classifications

#### eCl@ss

|            |          |
|------------|----------|
| eCl@ss 4.0 | 272607xx |
| eCl@ss 4.1 | 27260701 |
| eCl@ss 5.0 | 27260701 |
| eCl@ss 5.1 | 27260701 |
| eCl@ss 6.0 | 27260708 |
| eCl@ss 7.0 | 27440312 |
| eCl@ss 8.0 | 27440102 |

#### ETIM

|          |          |
|----------|----------|
| ETIM 3.0 | EC001121 |
| ETIM 4.0 | EC002635 |
| ETIM 5.0 | EC002641 |

#### UNSPSC

|               |          |
|---------------|----------|
| UNSPSC 6.01   | 43172015 |
| UNSPSC 7.0901 | 43201404 |
| UNSPSC 11     | 43172015 |
| UNSPSC 12.01  | 43201404 |
| UNSPSC 13.2   | 43201404 |

# Cable connector - ST-6ES1N8A8K02S - 1618632

## Approvals

### Approvals

---

#### Approvals

UL Recognized / cUL Recognized / EAC / cULus Recognized

---


#### Ex Approvals


---

#### Approvals submitted

---

## Approval details

|  |       |
|--|-------|
| UL Recognized  |       |
| mm <sup>2</sup> /AWG/kcmil   | 1.0   |
| Nominal current I <sub>N</sub>   | 6 A   |
| Nominal voltage U <sub>N</sub>   | 600 V |

|  |       |
|--|-------|
| cUL Recognized  |       |
| mm <sup>2</sup> /AWG/kcmil   | 1.0   |
| Nominal current I <sub>N</sub>   | 6 A   |
| Nominal voltage U <sub>N</sub>   | 600 V |

|     |
|-----|
| EAC |
|-----|

|  |
|--|
| cULus Recognized  |
|--|

## Drawings

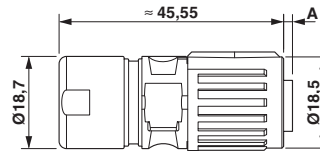
## Cable connector - ST-6ES1N8A8K02S - 1618632

Schematic diagram



Connector pin assignment

Dimensional drawing



Dimension A = 0.0 mm