LOADING PATTERN MATING SIDE

f	0	0	0	0	0	0	0	0	0	0	0				0	0	0	0	0	0	0	0	0	0	0
e	0	5	0	0	5	0	0	5	0	0	5	0	0	0	0	5	0	0	5	0	0	5	0	0	5
d	5	0	0	5	0	0	5	0	0	5	0	0	5	0	5	0	0	5	0	0	5	0	0	5	0
c	0	0	0	0	0	0	0	0	0	0	0	0	5	0	0	0	0	0	0	0	0	0	0	0	0
b	0	5	0	0	5	0	0	5	0	0	5	0	5	0	0	5	0	0	5	0	0	5	0	0	5
a	5	0	0	5	0	0	5	0	0	5	0	0	0	0	5	0	0	5	0	0	5	0	0	5	0
z	0	0	0	0	0	0	0	0	0	0	0				0	0	0	0	0	0	0	0	0	0	0
POS	01				05				10						15					20					25

LOADED CONNECTOR ASSEMBLY
(FOR EXAMPLE)

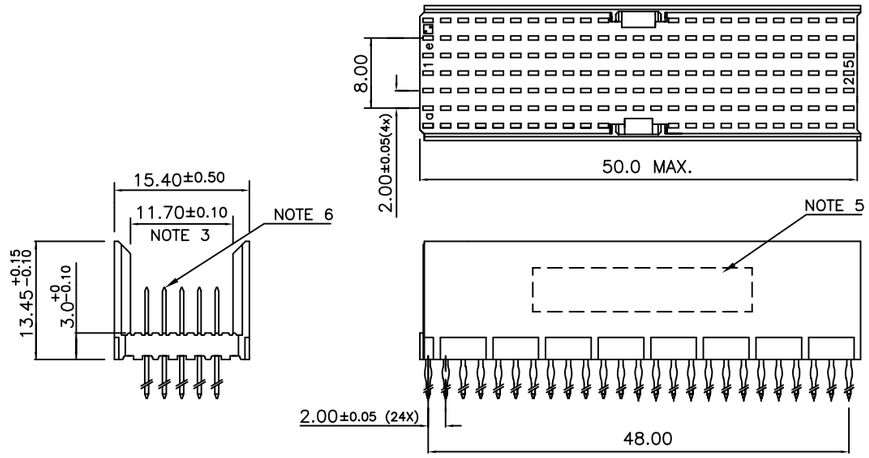

CONTACT OVERVIEW

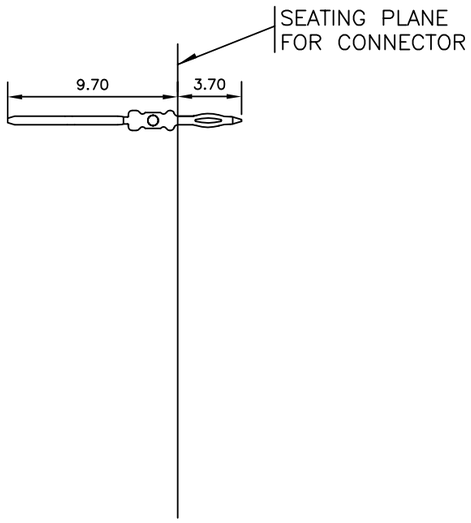

LAY-OUT P.C.B.-HOLE

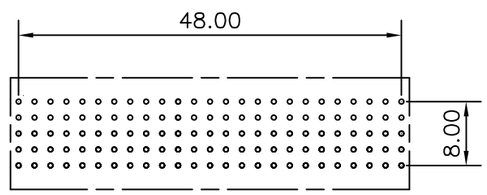

HM2P65PDJ3X0----

LEAD FREE INDICATOR : LF = LEAD FREE
(DIGIT 15 & 16)

PLATING CODE (DIGIT 13 AND 14)
(REF DRW NO. BS,C , 201844 , 003)

NOTES

1. THIS PRODUCT IS CSA APPROVED.
2. THIS PRODUCT IS UL RECOGNIZED.
3. MEASURED AT THE BOTTOM.
4. MATERIAL CONTACT: PHOSPHORBRONZE
   HOUSING: CREAM WHITE GLASS FILLED POLYESTER UL-94V0
5. CONNECTOR PRINTED WITH P/N AND DATE CODE.
6. FOR ACTUAL CONTACT LOADINGS, SEE LOADING PATTERN MATING SIDE.
7. SHAPE OF CONNECTOR HOUSING CAN ALTER DEPENDING ON PRODUCTION LOCATION
8. THE PRODUCT (LF) MEETS EUROPEAN UNION DIRECTIVES AND OTHER COUNTRY REGULATIONS AS DESCRIBED IN GS-22-008
9. FOR RECOMMENDED PTH DIMENSIONS REFER DRAWING : BS, A , 201572 , 001

CATALOG NO: HM2P65PDJ3X0----

mat'l. code SEE NOTE 4				surface ISO 1302	tolerance ISO 406 ISO 1101		projection	product family MILLIPACS	
ltr	ecn no	dr	date	tolerances unless otherwise specified				title	
A	I07-0043	MINI	2007-03-23	angles	linear	.0±0.2	MM	MPACS 5+2R STR HDR PF CONN TYPE AB	
						.00±0.1			
				0°±1°			scale –		
				dr	MINI K VANDANATH	2007-03-23		dwg no BS, C ,203028, 761	sheet 1 of 1 size A3
				engr	BIJU K PAUL	2007-03-23			
				chr	BIJU K PAUL	2007-03-23			
				appd	BIJU K PAUL	2007-03-23		type Product Customer Drawing	
sheet index	revision	A							
	sheet	1							

FCIconnect.com
Copyright FCI

form: A3