

Sensor/Actuator cable - SAC-HZ-5P-5,0-542/FS SH SCO BK - 1409593


Please be informed that the data shown in this PDF Document is generated from our Online Catalog. Please find the complete data in the user's documentation. Our General Terms of Use for Downloads are valid (<http://phoenixcontact.com/download>)



Sensor/Actuator cable, 5-position, PVC, yellow, shielded, free cable end, on Socket straight M12 SPEEDCON, A-coded, Cable length: 5 m



Key Commercial Data

| | |
|------------------------|---|
| Packing unit | 1 STK |
| Minimum order quantity | 10 STK |
| GTIN |  4 055626 018492 |
| GTIN | 4055626018492 |

Technical data

Dimensions

| | |
|-----------------|-----|
| Length of cable | 5 m |
|-----------------|-----|

Ambient conditions

| | |
|---------------------------------|----------------------------------|
| Ambient temperature (operation) | -25 °C ... 90 °C (Plug / socket) |
| Degree of protection | IP65 |
| | IP67 |

General

| | |
|------------------------------|---|
| Note | These cable assemblies are UL/cUL listed for use in Class I, Division 2 (CID2) hazardous locations. |
| Number of positions | 5 |
| Coding | A - standard |
| Standards/regulations | M12 connector IEC 61076-2-101 |
| Status display | No |
| Protective circuit/component | Unwired |
| Overvoltage category | II |
| Degree of pollution | 3 |
| Torque | 0.4 Nm (M12 connector) |

Sensor/Actuator cable - SAC-HZ-5P-5,0-542/FS SH SCO BK - 1409593

Technical data

Material

| | |
|--|---|
| Flammability rating according to UL 94 | HB |
| Contact material | CuSn |
| Contact surface material | Ni/Au |
| Contact carrier material | TPU GF |
| Material of grip body | TPU, hardly inflammable, self-extinguishing |
| Material, knurls | Zinc die-cast, nickel-plated |
| Sealing material | NBR |

Standards and Regulations

| | |
|--|------------------------------------|
| Standard designation | M12 connector |
| Standards/regulations | IEC 61076-2-101 |
| Flammability rating according to UL 94 | HB |
| UL, USA/Canada | Class I, Div. 2, Groups A, B, C, D |

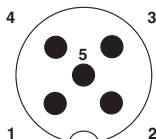
Cable

| | |
|---|---|
| Cable type | PVC yellow 105 °C |
| Cable type (abbreviation) | 542 |
| UL AWM style | 2517 (105 °C / 300 V) |
| AWG signal line | 22 |
| Core diameter including insulation | 1.27 mm ±0.03 mm |
| Wire colors | Brown, blue, black, white, gray |
| Overall twist | 5 wires around filler to the core |
| Shielding | Tinned copper braided shield |
| Optical shield covering | 85 % |
| External sheath, color | yellow |
| External cable diameter D | 5.9 mm ±0.2 mm |
| Minimum bending radius, flexible installation | 12 x D |
| Cable weight | 57 kg/km |
| Outer sheath, material | PVC |
| Material, filler | PP |
| Material conductor insulation | PVC |
| Conductor material | Tin-plated Cu litz wires |
| Insulation resistance | ≥ (550 M Ohms/m @ 500V) |
| Conductor resistance | max. 50.5 Ω/km (20° C) |
| Nominal voltage, cable | 300 V |
| Special properties | UL standards PLTC and ITC |
| Flame resistance | FT4 |
| Other resistance | UV resistant |
| Ambient temperature (operation) | -30 °C ... 105 °C (cable, fixed installation) |

Drawings

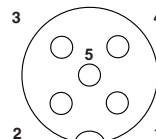
Sensor/Actuator cable - SAC-HZ-5P-5,0-542/FS SH SCO BK - 1409593

Schematic diagram



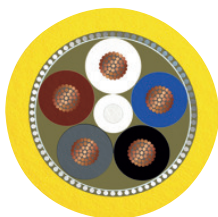
Pin assignment M12 male connector, 5-pos., A-coded, male side

Schematic diagram



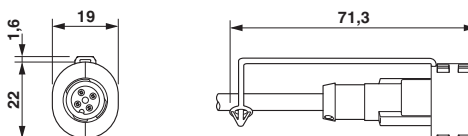
Pin assignment M12 socket, 5-pos., A-coded, socket side view

Cable cross section



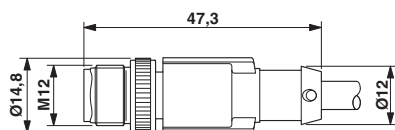
PVC yellow 105 °C [542]

Dimensional drawing



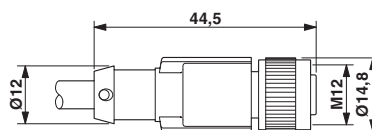
EXCLIP mounted plug

Dimensional drawing



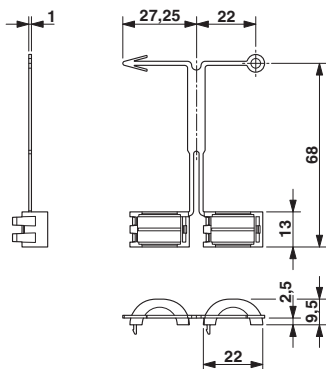
Plug, M12 x 1, straight, shielded

Dimensional drawing



M12 x 1 socket, straight, shielded

Dimensional drawing



EXCLIP socket

Circuit diagram



Contact assignment of the M12 plug and the M12 socket

Phoenix Contact 2017 © - all rights reserved
<http://www.phoenixcontact.com>

PHOENIX CONTACT GmbH & Co. KG
Flachmarktstr. 8
32825 Blomberg
Germany
Tel. +49 5235 300
Fax +49 5235 3 41200
<http://www.phoenixcontact.com>