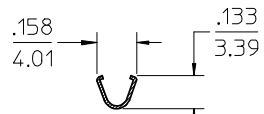
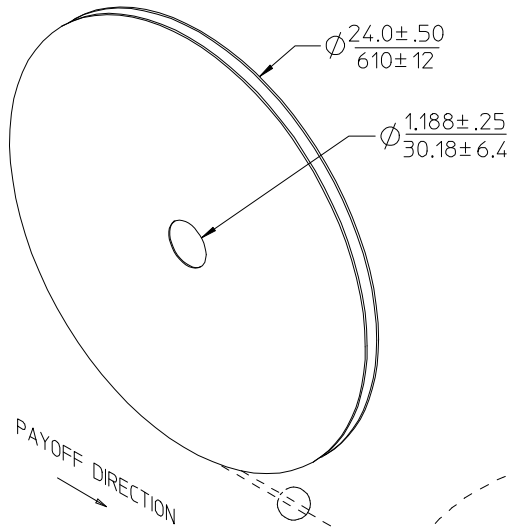
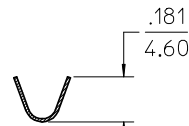


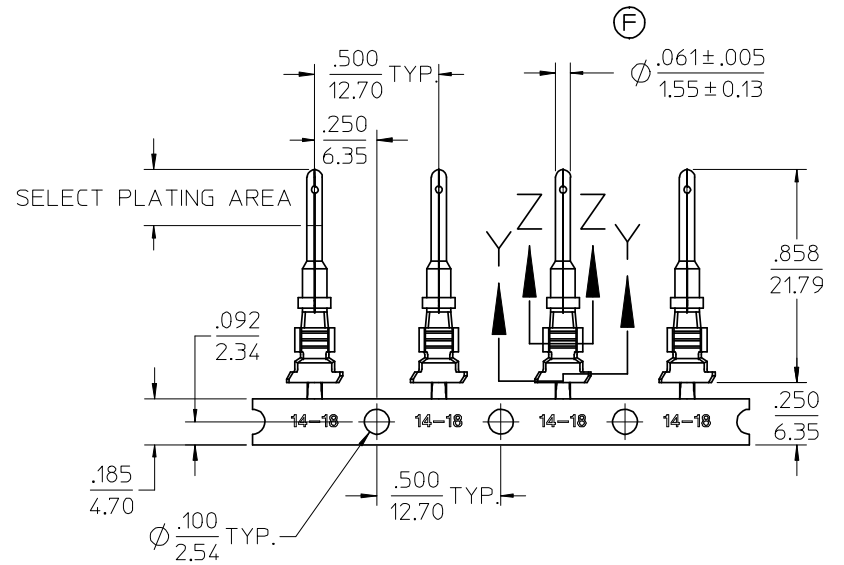
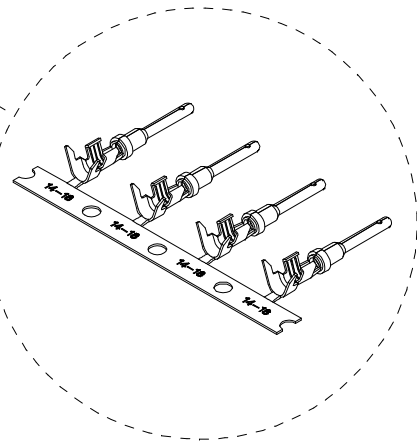
(F)	STRIP MATERIAL NUMBER	FINISH
	84590-0021	OVERALL NICKEL 80µ" MINIMUM



SECTION Z-Z



SECTION Y-Y



(F) WIRE INSULATION O.D. RANGE $\frac{.095-.150}{2.41-3.81}$

NOTES:

1. MATERIAL: COPPER ALLOY .0120/0.305 THICK.
2. FINISH: SEE CHART.
3. STRIP TERMINALS ARE REELED AS SHOWN ABOVE, 3000 PARTS PER REEL.
4. TERMINAL FOR USE WITH SERIES XRC CONNECTOR ASSEMBLIES.
5. ALL DIMENSIONS ARE REFERENCE.
6. ALL MATERIALS AND FINISHES ARE ROHS COMPLIANT.

REVISE NOTES & TABLE EC NO: WNA2008-0139 TDR:WMLUNG 2008/07/26 CHKD:RDEROSS 2008/04/21 APPR:RDEROSS 2008/04/24	QUALITY SYMBOLS	GENERAL TOLERANCES (UNLESS SPECIFIED)	DIMENSION STYLE	SCALE	DESIGN UNITS	THIRD ANGLE PROJECTION															
	$\nabla=0$ $\nabla=0$	<table border="1"> <tr> <th></th> <th>mm</th> <th>INCH</th> </tr> <tr> <td>4 PLACES</td> <td>± ---</td> <td>± ---</td> </tr> <tr> <td>3 PLACES</td> <td>± ---</td> <td>± .010</td> </tr> <tr> <td>2 PLACES</td> <td>± 0.25</td> <td>± .02</td> </tr> <tr> <td>1 PLACE</td> <td>± 0.5</td> <td>± ---</td> </tr> </table>		mm	INCH	4 PLACES	± ---	± ---	3 PLACES	± ---	± .010	2 PLACES	± 0.25	± .02	1 PLACE	± 0.5	± ---	IN/MM	2:1	INCH	
		mm	INCH																		
	4 PLACES	± ---	± ---																		
3 PLACES	± ---	± .010																			
2 PLACES	± 0.25	± .02																			
1 PLACE	± 0.5	± ---																			
DRAFT WHERE APPLICABLE MUST REMAIN WITHIN DIMENSIONS	DRAWN BY DATE RSTONE 09/15/04 CHECKED BY DATE APLAZA 09/15/04 APPROVED BY DATE LROTHAUS 09/15/04	TITLE	CONTACT PIN 14-18 AWG																		
MATERIAL NO. SEE CHART	DOCUMENT NO. SD-84590-001	MOLEX INCORPORATED		SHEET NO.	1 OF 1																
THIS DRAWING CONTAINS INFORMATION THAT IS PROPRIETARY TO MOLEX INCORPORATED AND SHOULD NOT BE USED WITHOUT WRITTEN PERMISSION																					