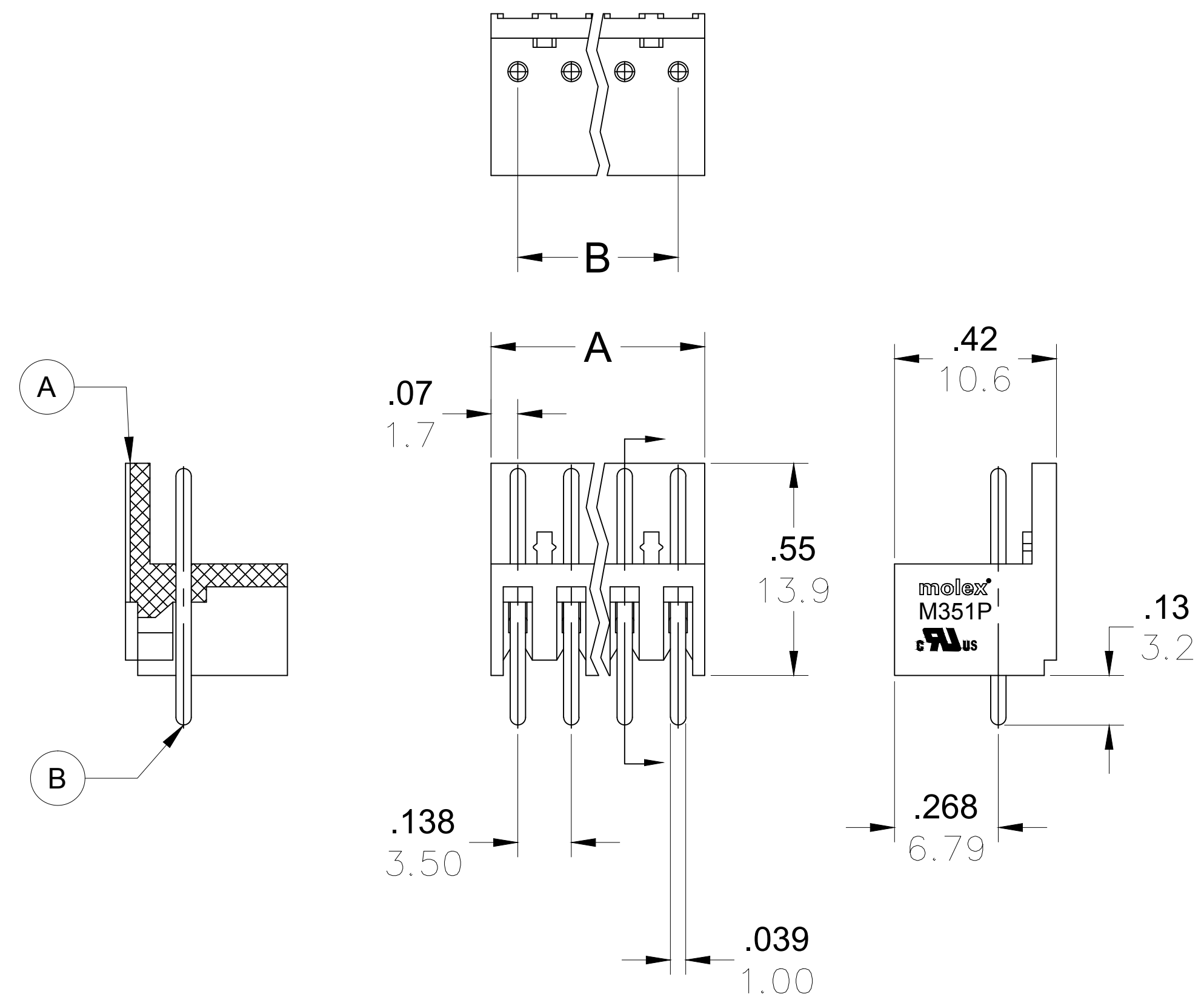
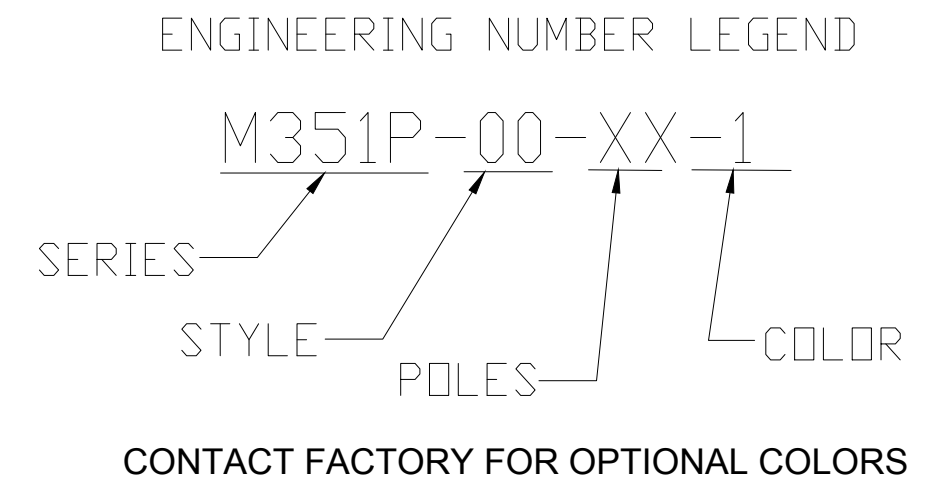
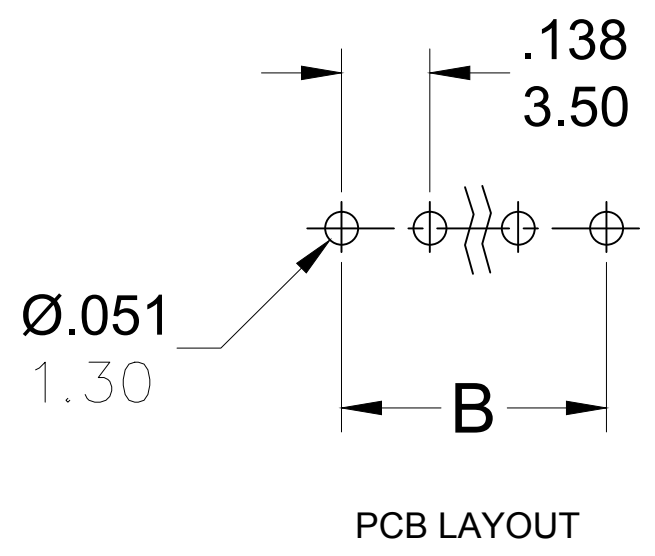


PART NUMBER DATA							
CIRCUITS	PART NUMBER	ENGINEERING NUMBER	COLOR	A IN mm		B IN mm	
2	397510002	M351P-00-02-1	BLACK	.28	7.0	.138	3.50
3	397510003	M351P-00-03-1	BLACK	.41	10.5	.276	7.00
4	397510004	M351P-00-04-1	BLACK	.55	14.0	.413	10.50
5	397510005	M351P-00-05-1	BLACK	.69	17.5	.551	14.00
6	397510006	M351P-00-06-1	BLACK	.83	21.0	.689	17.50
7	397510007	M351P-00-07-1	BLACK	.96	24.5	.827	21.00
8	397510008	M351P-00-08-1	BLACK	1.10	28.0	.965	24.50
9	397510009	M351P-00-09-1	BLACK	1.24	31.5	1.102	28.00
10	397510010	M351P-00-10-1	BLACK	1.38	35.0	1.240	31.50
11	397510011	M351P-00-11-1	BLACK	1.52	38.5	1.378	35.00
12	397510012	M351P-00-12-1	BLACK	1.65	42.0	1.516	38.50
13		M351P-00-13-1	BLACK	1.79	45.5	1.654	42.00
14		M351P-00-14-1	BLACK	1.93	49.0	1.791	45.50
15		M351P-00-15-1	BLACK	2.07	52.5	1.929	49.00
16		M351P-00-16-1	BLACK	2.20	56.0	2.067	52.50
17		M351P-00-17-1	BLACK	2.34	59.5	2.205	56.00
18		M351P-00-18-1	BLACK	2.48	63.0	2.343	59.50
19		M351P-00-19-1	BLACK	2.62	66.5	2.480	63.00
20		M351P-00-20-1	BLACK	2.76	70.0	2.618	66.50
21		M351P-00-21-1	BLACK	2.89	73.5	2.756	70.00
22		M351P-00-22-1	BLACK	3.03	77.0	2.894	73.50
23		M351P-00-23-1	BLACK	3.17	80.5	3.031	77.00
24		M351P-00-24-1	BLACK	3.31	84.0	3.169	80.50

REF. THE LAST 2 DIGITS OF THE PART NUMBER EQUAL CIRCUIT COUNT



TOLERANCES			
MM	TOL	INCH	TOL
0-6	±0.25	0-.24	±.010
>6-30	±0.40	.24-1.18	±.016
>30-120	±0.50	1.18-4.76	±.020
>120	±0.80	>4.76	±.031



SPECIFICATIONS

- MATERIAL:
 - A. BODY: PA66, UL94V-0
 - B. TERMINAL: BRASS. TIN PLATED
- RATING: 125V, 8A
- OPERATING TEMPERATURE: -40°C TO +105° C
- DIMS SHOWN ARE FOR REFERENCE ONLY

REVISED DOC TOL EC NO.: ICG2017-0881 DRWN: ABENJAMI 4/6/17 CHKD: --- APPR: BRUPERT 2014/10/16 DESCRIPTION REV A1	QUALITY SYMBOL	GENERAL TOLERANCES (UNLESS SPECIFIED)	DIMENSION STYLE IN/MM	SCALE ---	DESIGN UNITS METRIC	THIRD ANGLE PROJECTION
	▽=0	4 PLACES	mm INCH	DRAWN BY RSTONE	DATE 2014/07/24	TITLE
	∇=0	3 PLACES	±--- ±---	CHECKED BY G FARNSW	DATE ---	HEADER, VERTICAL
		2 PLACES	±--- ±---	APPROVED BY JFMURPHY	DATE 2014/10/16	3.5MM PITCH
		1 PLACE	±--- ±---	MATERIAL NO. SEE CHART	DOCUMENT NO. SD-39751-001	SHEET NO. 1 OF 1
		ANGULAR ±---°	THIS DRAWING CONTAINS INFORMATION THAT IS PROPRIETARY TO MOLEX INCORPORATED AND SHOULD NOT BE USED WITHOUT WRITTEN PERMISSION			