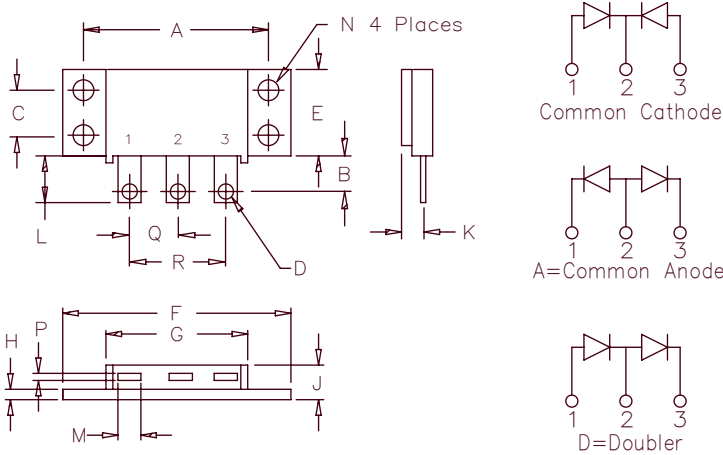


Schottky Powermod FST16230



Notes:
Baseplate: Nickel plated copper;
electrically isolated
Pins: Nickel plated copper

Dim.	Inches		Millimeters		Notes
	Min.	Max.	Min.	Max.	
A	1.995	2.005	50.67	50.93	
B	0.300	0.325	7.62	8.26	
C	0.495	0.505	12.57	12.83	
D	0.182	0.192	4.62	4.88	Dia.
E	0.990	1.010	25.15	25.65	
F	2.390	2.410	60.71	61.21	
G	1.500	1.525	38.10	38.70	
H	0.120	0.130	3.05	3.30	
J	---	0.400	---	10.16	
K	0.240	0.260	6.10	6.60	to Lead Q
L	0.490	0.510	12.45	12.95	
M	0.330	0.350	8.38	6.90	
N	0.175	0.195	4.45	4.95	Dia.
P	0.035	0.045	0.89	1.14	
Q	0.445	0.455	11.30	11.56	
R	0.890	0.910	22.61	23.11	

TO-249

Microsemi Catalog Number	Industry Part Number	Working Peak Reverse Voltage	Repetitive Peak Reverse Voltage
FST16230*	162CMQ030	30V	30V

*Add the Suffix A for Common Anode, D for Doubler

- Schottky Barrier Rectifier
- Guard Ring for Reverse Protection
- VRRM - 30 Volts
- High Surge Capacity
- Reverse Energy Tested
- ROHS Compliant

Electrical Characteristics

Average forward current per pkg	$I_F(AV)$ 160 Amps	$T_C = 83^\circ C$, Square wave, $R_{\theta JC} = 0.5^\circ C/W$
Average forward current per leg	$I_F(AV)$ 80 Amps	$T_C = 83^\circ C$, Square wave, $R_{\theta JC} = 1.0^\circ C/W$
Maximum surge current per leg	I_{FSM} 1000 Amps	8.3 ms, half sine $T_J = 150^\circ C$
Max repetitive peak reverse current per leg	$R(OV)$ 2 Amps	$f = 1$ KHz, $25^\circ C$, $1\mu sec$ Square wave
Max peak forward voltage per leg	V_{FM} .55 Volts	$I_{FM} = 80A$: $T_J = 125^\circ C^*$
Max peak forward voltage per leg	V_{FM} .59 Volts	$I_{FM} = 80A$: $T_J = 25^\circ C^*$
Max peak reverse current per leg	I_{RM} 300 mA	V_{RRM} , $T_J = 125^\circ C^*$
Max peak reverse current per leg	I_{RM} 1 mA	V_{RRM} , $T_J = 25^\circ C$
Typical junction capacitance per leg	C_J 2400 pF	$V_R = 5.0V$, $T_J = 25^\circ C$

*Pulse test: Pulse width 300 μsec , Duty cycle 2%

Thermal and Mechanical Characteristics

Storage temp range	T_{STG}	$-55^\circ C$ to $175^\circ C$
Operating junction temp range	T_J	$-55^\circ C$ to $150^\circ C$
Maximum thermal resistance per leg	$R_{\theta JC}$	$1.0^\circ C/W$ Junction to case
Maximum thermal resistance per pkg.	$R_{\theta JC}$	$0.5^\circ C/W$ Junction to case
Typical thermal resistance (greased)	$R_{\theta CS}$	$0.1^\circ C/W$ Case to sink
Mounting torque		15 - 20 inch pounds
Weight		2.5 ounces (71 grams) typical

FST16230

Figure 1
Typical Forward Characteristics – Per Leg

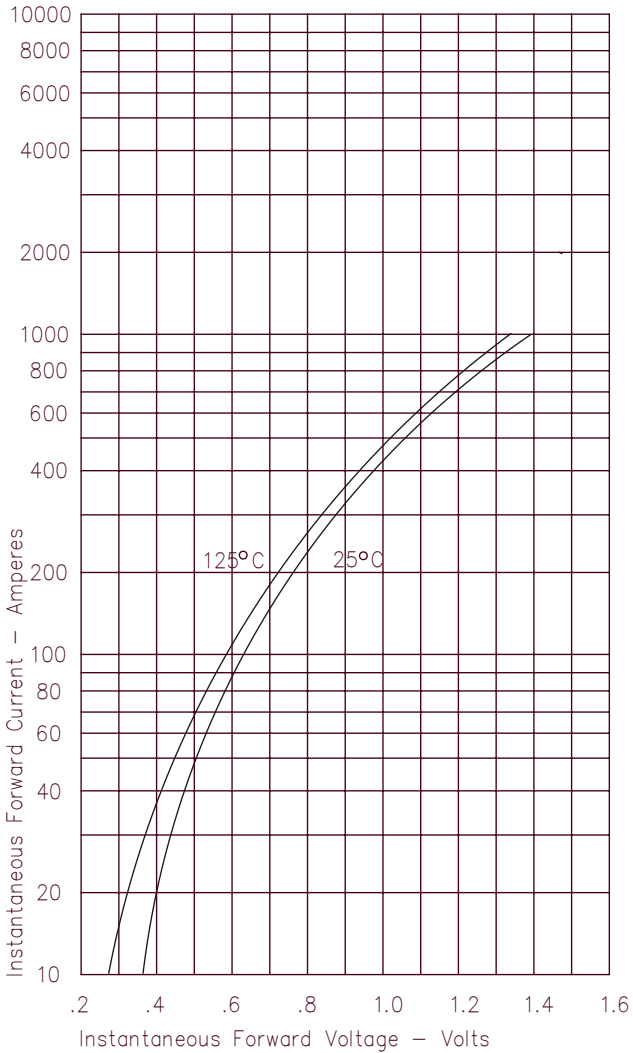


Figure 3
Typical Junction Capacitance – Per Leg

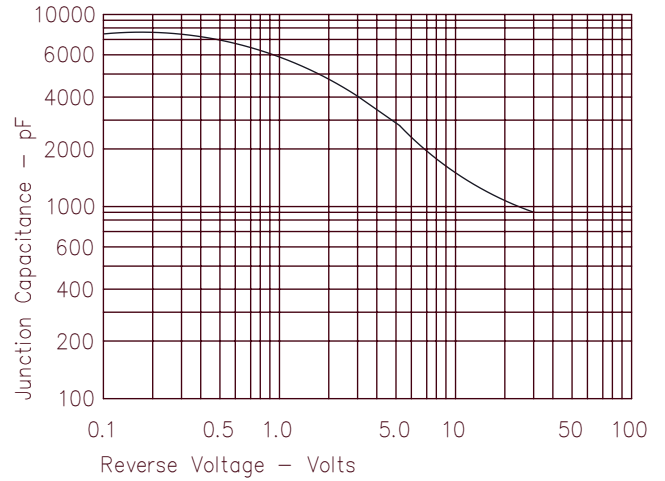


Figure 4
Forward Current Derating – Per Leg

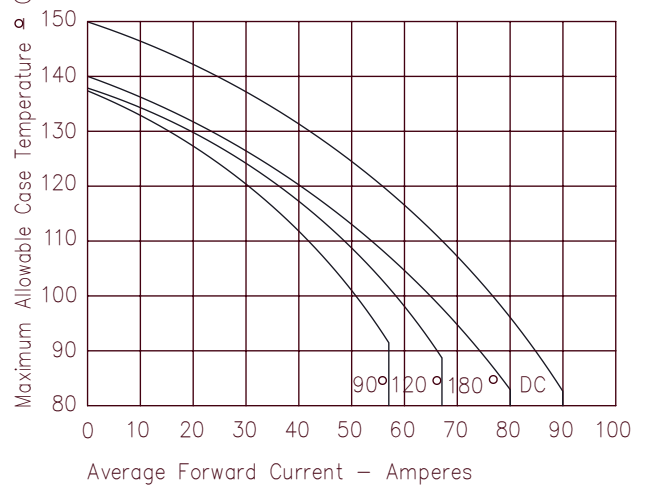
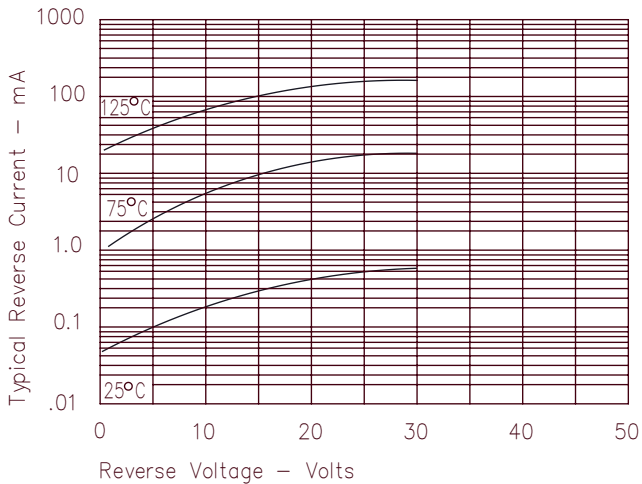


Figure 2
Typical Reverse Characteristics – Per Leg



DISCLAIMER

The information contained in the document (unless it is publicly available on the Web without access restrictions) is PROPRIETARY AND CONFIDENTIAL information of Microsemi and cannot be copied, published, uploaded, posted, transmitted, distributed or disclosed or used without the express duly signed written consent of Microsemi. If the recipient of this document has entered into a disclosure agreement with Microsemi, then the terms of such Agreement will also apply. This document and the information contained herein may not be modified, by any person other than authorized personnel of Microsemi. No license under any patent, copyright, trade secret or other intellectual property right is granted to or conferred upon you by disclosure or delivery of the information, either expressly, by implication, inducement, estoppels or otherwise. Any license under such intellectual property rights must be approved by Microsemi in writing signed by an officer of Microsemi.

Microsemi reserves the right to change the configuration, functionality and performance of its products at anytime without any notice. This product has been subject to limited testing and should not be used in conjunction with life-support or other mission-critical equipment or applications. Microsemi assumes no liability whatsoever, and Microsemi disclaims any express or implied warranty, relating to sale and/or use of Microsemi products including liability or warranties relating to fitness for a particular purpose, merchantability, or infringement of any patent, copyright or other intellectual property right. Any performance specifications believed to be reliable but are not verified and customer or user must conduct and complete all performance and other testing of this product as well as any user or customers final application. User or customer shall not rely on any data and performance specifications or parameters provided by Microsemi. It is the customer's and user's responsibility to independently determine suitability of any Microsemi product and to test and verify the same. The information contained herein is provided "AS IS, WHERE IS" and with all faults, and the entire risk associated with such information is entirely with the User. Microsemi specifically disclaims any liability of any kind including for consequential, incidental and punitive damages as well as lost profit. The product is subject to other terms and conditions which can be located on the web at <http://www.microsemi.com/legal/tnc.asp>

Life Support Application

Seller's Products are not designed, intended, or authorized for use as components in systems intended for space, aviation, surgical implant into the body, in other applications intended to support or sustain life, or for any other application in which the failure of the Seller's Product could create a situation where personal injury, death or property damage or loss may occur (collectively "Life Support Applications").

Buyer agrees not to use Products in any Life Support Applications and to the extent it does it shall conduct extensive testing of the Product in such applications and further agrees to indemnify and hold Seller, and its officers, employees, subsidiaries, affiliates, agents, sales representatives and distributors harmless against all claims, costs, damages and expenses, and attorneys' fees and costs arising, directly or indirectly, out of any claims of personal injury, death, damage or otherwise associated with the use of the goods in Life Support Applications, even if such claim includes allegations that Seller was negligent regarding the design or manufacture of the goods.

Buyer must notify Seller in writing before using Seller's Products in Life Support Applications. Seller will study with Buyer alternative solutions to meet Buyer application specification based on Sellers sales conditions applicable for the new proposed specific part.