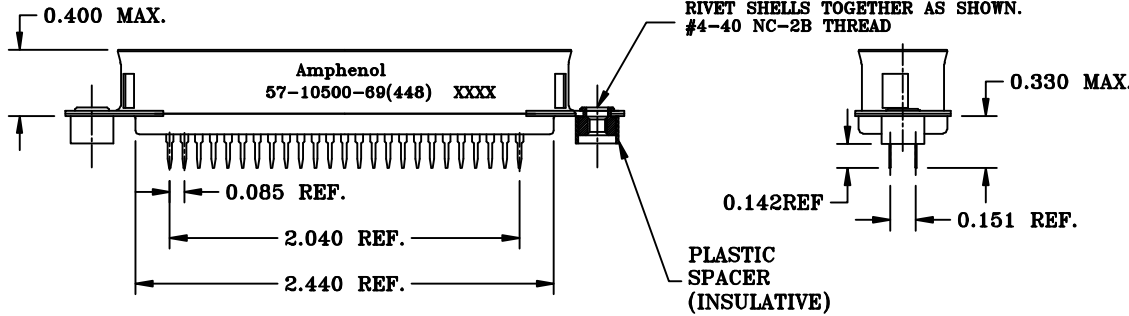
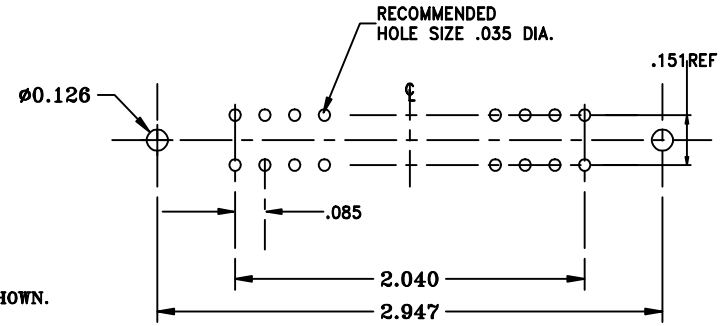
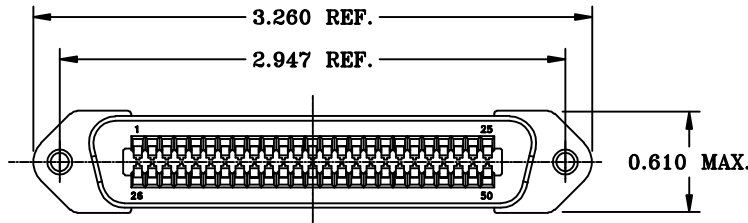
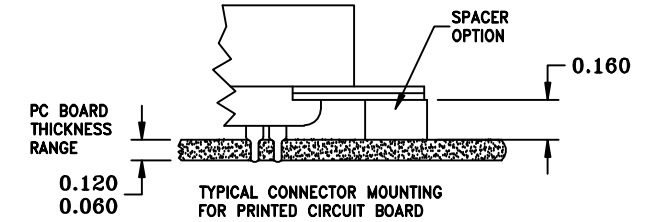


This document is the property of Amphenol Corporation and is delivered on the express condition that it is not to be disclosed, reproduced or used in whole or in part, for manufacture or sale by anyone other than Amphenol Corporation without its prior consent, and that no right is granted to disclose or to use any information in this document.

REVISIONS				
SYM	ECN	DESCRIPTION	DATE	APPROVED
1	HK#	UPDATED DESC.	2/18/13	IP



CONTACT HOLE SPACING FOR PC BOARDS



SPECIFICATIONS:

- 1) SOLDER DIP CONTACT: 0.156" P.C. TAIL LENGTH
- 2) DIELECTRIC: DIALYL-PHTHALATE PER MIL-M-14F TYPE MDG UL-94V0
- 3) CONTACT MATERIAL: COPPER ALLOY
- 4) CONTACT: 30 MICRO-INCHES MIN. GOLD MATING AREA: 3-5 MICRO-INCHES GOLD TERMINAL AREA: 50 MICRO-INCHES MIN. NICKEL UNDERPLATING ALL OVER.
- 5) SHELL MATERIAL: ZINC PLATED STEEL WITH CLEAR CHROMATE COATING
- 6) CURRENT CAPACITY: 5 AMPS
- 7) VOLTAGE RATING: 700 VOLTS D.C. AT SEA LEVEL
200 VOLTS D.C. AT 70,000 FEET
- 8) INSULATION RESISTANCE: >5000 M OHM
- 9) DIELECTRIC WITHSTANDING VOLTAGE: 1200 VAC (RMS) AT SEA LEVEL
- 10) CONNECTOR MATING FORCE: REFER TO TABLE 1.
- 11) CONTACT RETENTION FORCE: 2 LBS MAX.
- 12) DURABILITY: 250 CYCLES MIN.
- 13) VIBRATION: NO INTERRUPTIONS < 1u SEC.
- 14) OPERATING TEMPERATURE: -55°C TO +105°C (-67°F TO +221°F)

TABLE 1

CONNECTOR SIZES	AVERAGE MATING FORCE (POUNDS)
14	5
24	8
36	12
50	15
64	19



CUSTOMER INFORMATION DRAWING

ITEM NO	NOMENCLATURE OR DESCRIPTION	QTY REQ'D
PARTS LIST		
UNLESS OTHERWISE SPECIFIED TOLERANCES U.S. METRIC .X +/- .015 / .XX +/- .010 / .XXX +/- .005 / FRACTIONS +/- ANGLES +/- 1°		APPROVAL DATE DRAWN XS.GUO 2/18/13 CHECKED CHECKED DRAWING FILE: \DRAWING\57\C571050009448.DWG
TITLE Amphenol 50 SIZE PLUG ASSY WITH .156" CONTACT TAIL		SIZE DRAWING NO. A3 C57-10500-69(448)
REMOVE SHARP EDGES DIMENSIONS U.S. INCHES -(METRIC) -(MM)		ANGLE OF PROJECTION
SCALE NONE		REV. 1 SHEET 1 OF 1