

PACKAGING

PACKAGING TYPE:
Tube
TUBE QUANTITY:
48 Pieces

SCHEMATIC

POSITION	TERMINAL			
	1	2	4	8
0				
1	●			
2		●		
3	●			
4			●	
5	●			
6		●	●	
7	●		●	
8				●
9	●			●

● CLOSED (Connected to C)

SPECIFICATIONS

FUNCTION:
1P10T

RATINGS:
Switching: 25mA 24VDC
Steady: 100mA 50VDC

OPERATING FORCE:
400gfcm

CONTACT RESISTANCE:
Initial: 100mΩ Max.
After Life: 200mΩ Max.

INSULATION RESISTANCE:
100MΩ Min. at 250VDC

DIELECTRIC STRENGTH:
250VAC For 1 Minute

CAPACITANCE:
5pF Max.

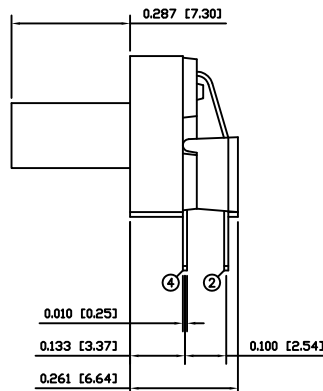
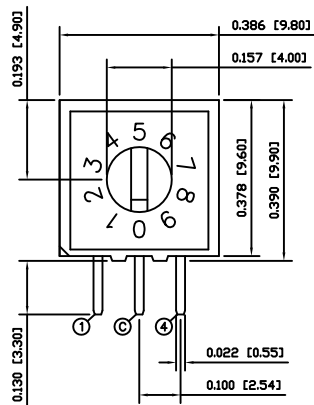
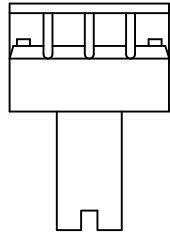
SHOCK RESISTANCE:
Mil-Std. 202F, Method 213B
Gravity: 50G, 11msec.
Direction: 6 Sides
Times: 3 Each Direction
High Reliability

VIBRATION RESISTANCE:
Mil-Std. 202F, Method 201A
Frequency: 10-55-10Hz/1 Minute
Direction: X, Y, Z
Time: 2 Hours Each Direction
High Reliability

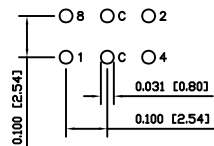
ELECTRICAL LIFE:
20,000 Steps

TEMPERATURE:
Storage: -40°C to 85°C
Operation: -25°C to 80°C

APPROVALS:
RoHS LEAD FREE
COMPLIANT PROCESS COMPATIBLE



SUGGESTED PCB LAYOUT



COLORS

BODY:
Black
ACTUATOR:
White
MARKING COLOR:
White

MATERIALS

BASE:
Polyamide 9T (PA9T), UL94 V-0
COVER:
Polyamide 9T (PA9T), UL94 V-0
ACTUATOR:
Liquid Crystal Polymer (LCP), UL94 V-0
SPRINGS:
Stainless Steel
CONTACTS:
Gold Over Nickel Plated Phosphor Bronze
TERMINALS:
Gold Over Nickel Plated Brass

ACTUATOR	A	09/11/16	CAB
BODY	B	11/04/27	CAB
MATERIALS	A	09/11/16	CAB
PACKAGING	A	09/11/16	CAB
SPECIFICATIONS	B	10/04/07	CAB
REFERENCE	REV.	DATE	BY

THE INFORMATION CONTAINED IN THIS DOCUMENT IS PROPRIETARY TO E-SWITCH AND IS NOT TO BE COPIED OR TRANSFERRED

B	CORRECTED TERMINAL NUMBERING	19887	11/04/27	CAB
A	INITIAL RELEASE	19879	11/04/26	CAB
REV.	DESCRIPTION	PCR	DATE	DRAWN BY

DIMENSIONS	
INCHES [MILLIMETERS]	
GENERAL TOLERANCES	
±0.008 [±0.2] / ±1'	
SCALE	PROJECTION
DRAWING NOT TO SCALE	1st Angle

<p>TITLE</p> <p>DR3AH-10R-B</p>			
ITEM NUMBER	DATE	REVISION	
06-DR3AH10RB	APRIL 27, 2011	B	