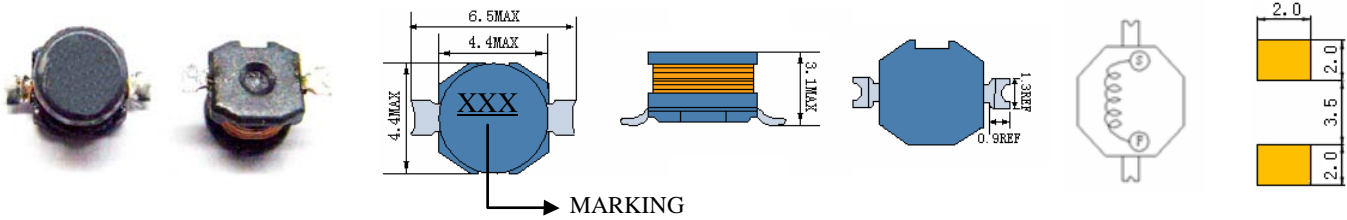


# SC3DF

## SMD POWER INDUCTORS



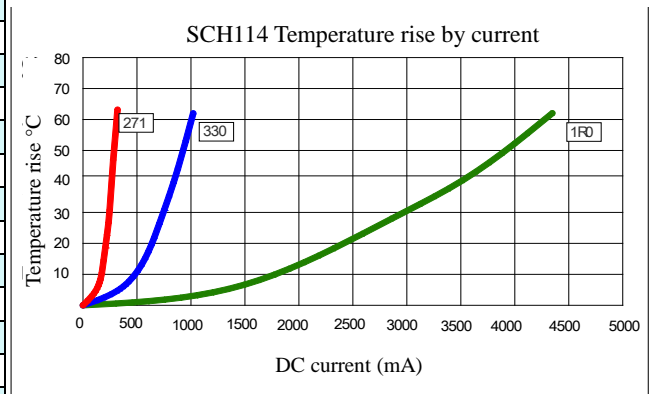
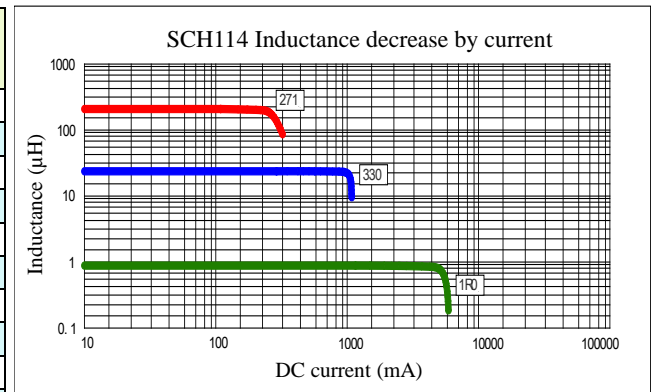
### • Features

1. Open frame construction
2. Excellent Power Density
3. Engineered to Provide High Efficiency

## CHARACTERISTICS



Part Number	Inductance (uH) (1)	Test Frequency	DC Resistance (Ω MAX) (2)	Saturation Current <sup>(3)</sup> (A)	Temperature Current <sup>(4)</sup> (A)
SC3DF-1R0	1.0	100KHZ	72m	1.34	2.90
SC3DF-1R5	1.5	100KHZ	84m	1.22	2.60
SC3DF-2R2	2.2	100KHZ	108m	1.08	2.30
SC3DF-3R3	3.3	100KHZ	134m	0.97	2.00
SC3DF-4R7	4.7	100KHZ	160m	0.91	1.80
SC3DF-6R8	6.8	100KHZ	197m	0.79	1.50
SC3DF-100	10	100KHZ	330m	0.63	1.10
SC3DF-120	12	100KHZ	350m	0.59	1.00
SC3DF-150	15	100KHZ	400m	0.56	0.92
SC3DF-180	18	100KHZ	450m	0.51	0.88
SC3DF-220	22	100KHZ	534m	0.47	0.86
SC3DF-270	27	100KHZ	618m	0.43	0.80
SC3DF-330	33	100KHZ	903m	0.37	0.72
SC3DF-390	39	100KHZ	1.01	0.34	0.62
SC3DF-470	47	100KHZ	1.36	0.29	0.56
SC3DF-560	56	100KHZ	1.52	0.28	0.52
SC3DF-680	68	100KHZ	1.71	0.26	0.48
SC3DF-820	82	100KHZ	2.31	0.22	0.43
SC3DF-101	100	100KHZ	2.64	0.21	0.40
SC3DF-121	120	100KHZ	3.50	0.19	0.36
SC3DF-151	150	100KHZ	4.13	0.17	0.33
SC3DF-181	180	100KHZ	4.53	0.16	0.30
SC3DF-221	220	100KHZ	6.65	0.13	0.27
SC3DF-271	270	100KHZ	7.52	0.12	0.24



(1). Inductance tolerance for 1.0uH~6.8uH:  $\pm 30\%$ , for 10uH~270uH:  $\pm 20\%$ . Tested at 0.25V, 0ADC and 25°C.

(2). DCR measured at 25°C.

(3). The DC current at which the inductance decreases by 10% from its initial value.

(4). The DC current that results in a 40°C temperature rise from 25°C ambient.

[Click here for QUANTITY PER REEL & PACKING INFORMATION](#)

Custom versions available upon request.