


**SACC-M12FS-8CON-PG 9-SH**

Order No.: 1511860

<http://eshop.phoenixcontact.de/phoenix/treeViewClick.do?UID=1511860>

Sensor/actuator connector, female, straight, 8-pos., M12, shielded, A-coded, screw connection, metal knurl, cable screw connection Pg9

**Commercial data**

GTIN (EAN)	 4 017918 908621
sales group	D124
Pack	1 pcs.
Customs tariff	85366990
Catalog page information	Page 51 (PC-2009)

**Product notes**WEEE/RoHS-compliant since:  
01/20/2006

<http://www.download.phoenixcontact.com>  
Please note that the data given here has been taken from the online catalog. For comprehensive information and data, please refer to the user documentation. The General Terms and Conditions of Use apply to Internet downloads.

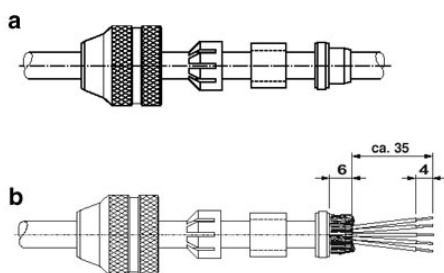
**Technical data****General data**

Rated current at 40°C	2 A
Rated voltage	30 V
Number of positions	8
Volume resistance	≤ 3 mΩ
Insulation resistance	≥ 100 MΩ

Ambient temperature (operation)	-40 °C ... 85 °C (Male connector / female connector)
<b>General characteristics</b>	
Standards/regulations	M12 connector IEC 61076-2-101
Coding	A - standard
Surge voltage category	II
Pollution degree	3
Degree of protection	IP67
Contact material	CuZn
Contact surface material	Au
Contact carrier material	PA 66
Material of grip body	Zinc die-cast, nickel-plated
Material, knurls	Nickel-plated brass
Sealing material	NBR
Type of connection	Screw connection
Conductor cross section stranded min.	0.25 mm <sup>2</sup>
Conductor cross section stranded max.	0.75 mm <sup>2</sup>
Conductor cross section AWG/kcmil min.	24
Conductor cross section AWG/kcmil max	18
External cable diameter	6 mm ... 8 mm
Status display	No

## Diagrams/Drawings

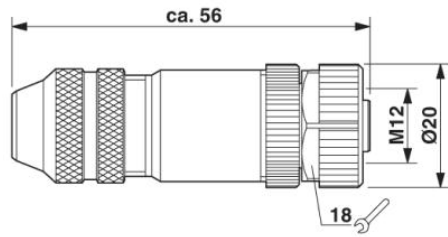
### Functional drawing



#### Assembly steps for M12 male/female connector and conductor

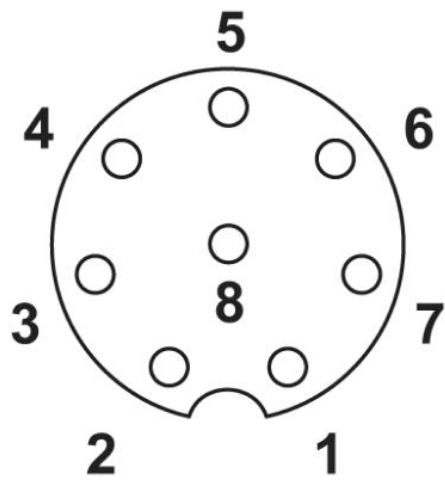
a = Slide on parts  
 b= Strip conductor, widen shield and lay around the shielding ring, cut off projecting mesh. Slide cores through the housing. Mount shielding ring, gasket and clamping cage. Tighten pressure screw to fix the cable. Screw down cores. Mount male/female part. Tighten pressure screw.

Dimensioned drawing



M12 x 1 female connector, straight, shielded

Schematic diagram



Pin assignment M12 socket, 8-pos., A-coded, view female side

**Address**

PHOENIX CONTACT Deutschland GmbH  
Flachmarktstr. 8  
32825 Blomberg, Germany  
Phone +49 5235 3 12000  
Fax +49 5235 3 41200  
<http://www.phoenixcontact.de>



© 2010 Phoenix Contact  
Technical modifications reserved;