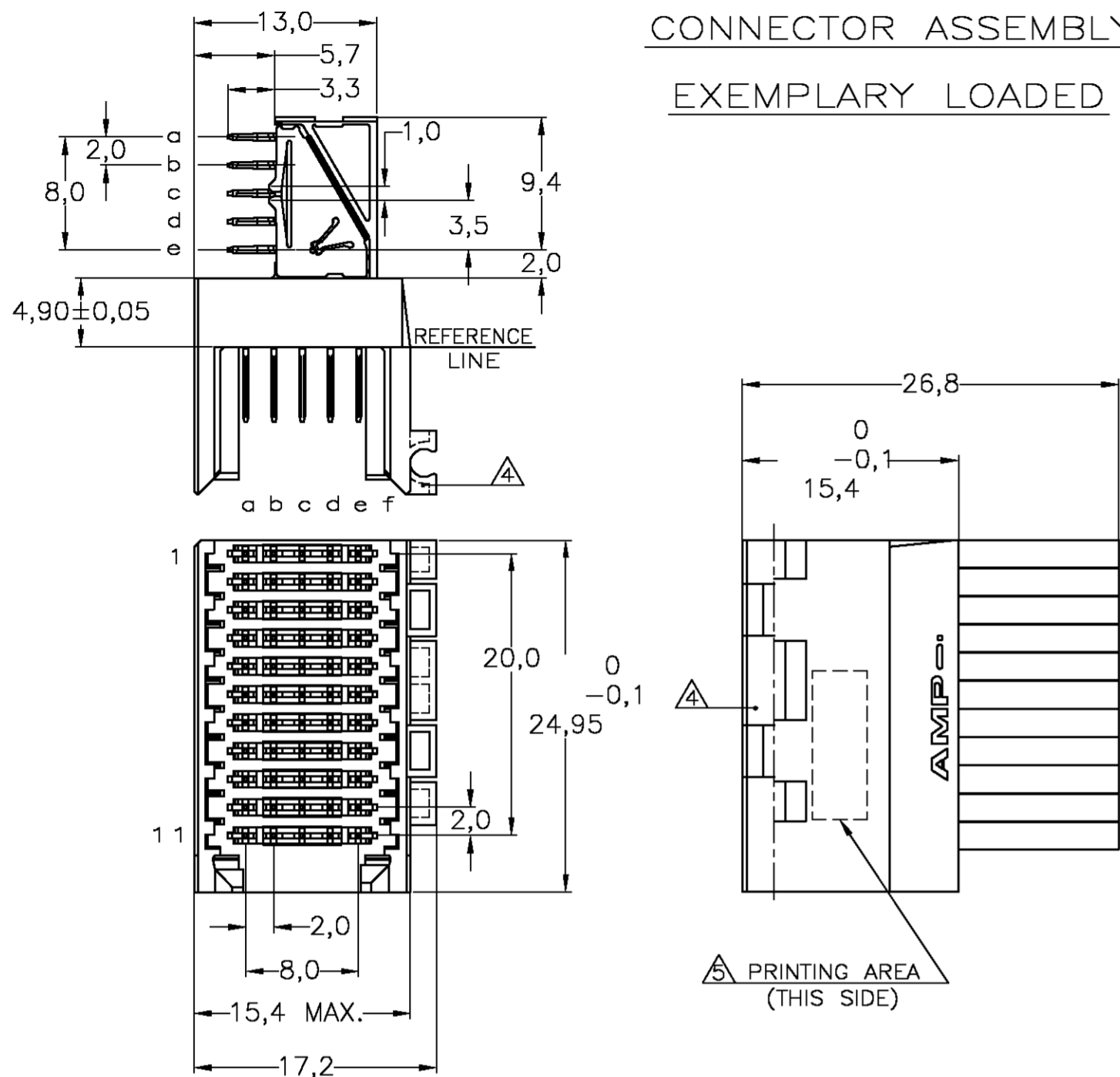
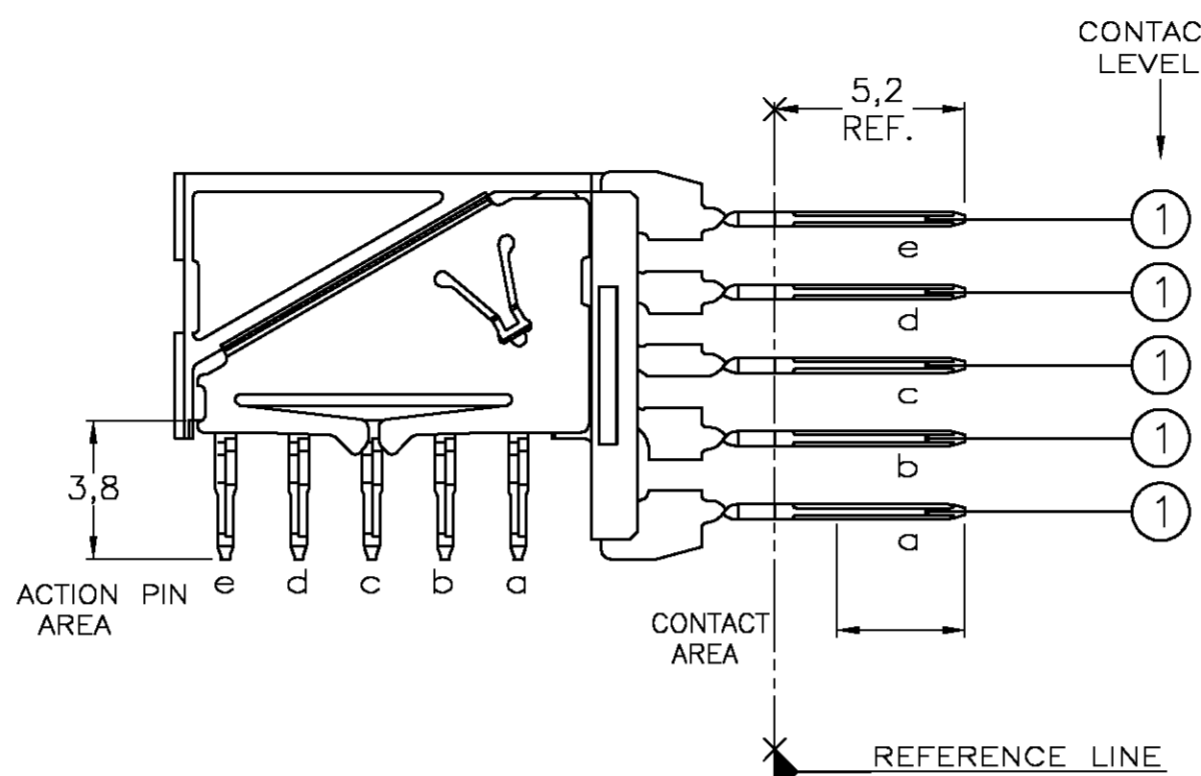


THIS DRAWING IS UNPUBLISHED. RELEASED FOR PUBLICATION
 © COPYRIGHT BY TYCO ELECTRONICS CORPORATION. ALL RIGHTS RESERVED.

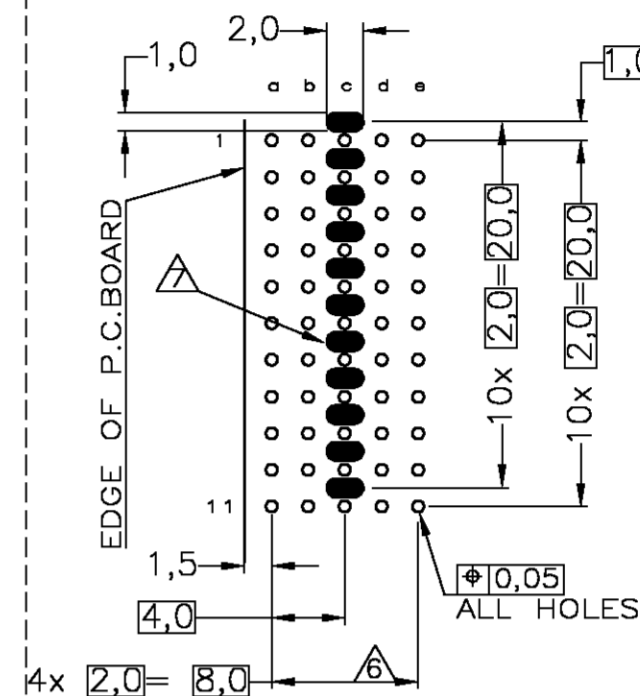
CONNECTOR ASSEMBLY
 EXEMPLARY LOADED



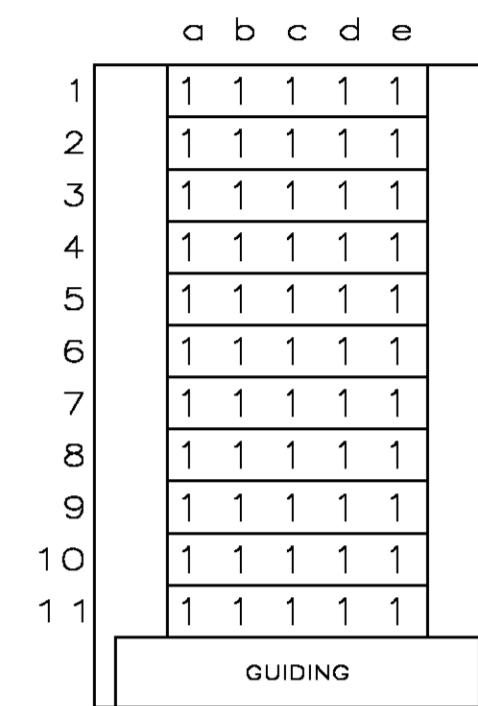
CONTACT DIMENSIONS



RECOMMENDED PCB-HOLE LAY-OUT
 COMPONENT SIDE SHOWN



CONTACT LAYOUT



P.C.B. HOLE DIM. ACTION PIN
 FIN. HOLE : 0,55 TO 0,65mm
 OTHER REQUIREMENTS SEE
 APPLICATION SPECIFICATION

NOTES:

- ① MATERIAL HOUSING : GREY GLASSFILLED POLYESTER
UL-RATING V0
- CONTACT : PHOSPHORBRONZE
- ② GENERAL CONTACT PLATING SPECIFICATION: UNDERPLATING (ENTIRE CONTACT):
1,27µm NICKEL MIN. AND ACTION PIN: 0,5µm TIN-LEAD MIN.
FOR PLATING OF MATING SURFACES SEE APPLICABLE SPECIFICATION
REFERENCE FOR EACH DASH NUMBER.
REDUCED CROSS-TALK SHIELD: GOLD FLASH OVER 1,27µm NICKEL MIN.
- ③ CONFORMS TO ALL TESTING ACCORDING IEC 61076-4-101
PERFORMANCE LEVEL 2.
- ④ CONNECTOR ASSEMBLY WITH LATCH HINGE FOR CABLE CONNECTOR.
- ⑤ CONNECTOR PRINTED WITH PARTNUMBER AND DATECODE
- ⑥ PLATED-THROUGH HOLES AT 2x2mm SQUARE GRID.
- ⑦ PLATED SPOT ONLY ON COMPONENT SIDE, FORMING ONE CONTACT
WITH PLATED THROUGH HOLES OF ROW C

LOC		DIST		REVISIONS			
P	LTR	DESCRIPTION	DATE	DWN	APVD		
	D	EH10-0680-05	06-06-05	BSV	BM		
	D1	ECR-06-002635	07-02-06	BSV	BM		
	E	ECR-06-026577	14-11-06	BSV	BM		

CONTACT FINISH	MATERIAL	1-352273-1
		352273-1

THIS DRAWING IS A CONTROLLED DOCUMENT.		DWN 12FEB98 L.V.D.HEIJDEN	Tyco Electronics Corporation s-HertogenBosch, Netherlands,	
DIMENSIONS: mm		CHK 12FEB98 D.TRUREN	Z-PACK 2MM HM TYPE C 55 POS. RIGHT ANGLE MALE CONNECTOR WITH REDUCED CROSS-TALK SHIELDS	
TOLERANCES UNLESS OTHERWISE SPECIFIED:		APVD - F.V.KONINGSBRUGGE	SIZE A2	RESTRICTED TO
0 PLC ± -	1 PLC ± -	PRODUCT SPEC 108-19082	CAGE CODE 00779	
2 PLC ± -	3 PLC ± -	APPLICATION SPEC 114-19029	DRAWING NO C=352273	
4 PLC ± -	ANGLES ± -	WEIGHT -	SCALE NTS	
MATERIAL -	FINISH -	CUSTOMER DRAWING	SHEET 1 OF 1	REV E