

D2E133-AM31-05

AC centrifugal fan

forward curved

with housing (without flange)

ebm-papst Mulfingen GmbH & Co. KG

Bachmühle 2 · D-74673 Mulfingen

Phone +49 7938 81-0

Fax +49 7938 81-110

info1@de.ebmpapst.com

www.ebmpapst.com

Limited partnership · Headquarters Mulfingen

County court Stuttgart · HRA 590344

General partner Elektrobau Mulfingen GmbH · Headquarters Mulfingen

County court Stuttgart · HRB 590142

Nominal data

Type	D2E133-AM31-05		
Motor	M2E068-DF		
Phase		1~	1~
Nominal voltage	VAC	400	400
Frequency	Hz	50	60
Type of data definition		fa	ml
Valid for approval / standard		-	-
Speed	min ⁻¹	1500	1850
Power input	W	180	185
Current draw	A	0.46	0.47
Motor capacitor	µF	1.5	1.5
Capacitor voltage	VDB	700	700
Min. back pressure	Pa	0	100
Max. ambient temperature	°C	35	35

ml = max. load · me = max. efficiency · fa = running at free air · cs = customer specs · cu = customer unit
Subject to alterations



AC centrifugal fan

forward curved

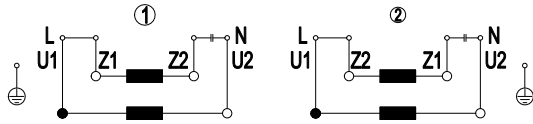
with housing (without flange)

Technical features

Mass	3.5 kg
Size	133 mm
Material of impeller	Sheet steel, hot-galvanised
Housing material	Sheet steel, hot-galvanised
Motor suspension	Motor mounted via brackets on one side
Direction of rotation	Clockwise, seen on rotor
Type of protection	IP 44
Insulation class	"B"
Humidity class	F1-1
Max. permissible ambient motor temp. (transp./ storage)	+ 80 °C
Min. permissible ambient motor temp. (transp./storage)	- 40 °C
Mounting position	Any
Condensate discharge holes	None
Operation mode	S1
Motor bearing	Ball bearing
Touch current acc. IEC 60990 (measuring network Fig. 4, TN system)	< 0.75 mA
Cable exit	Axial



Connection screen



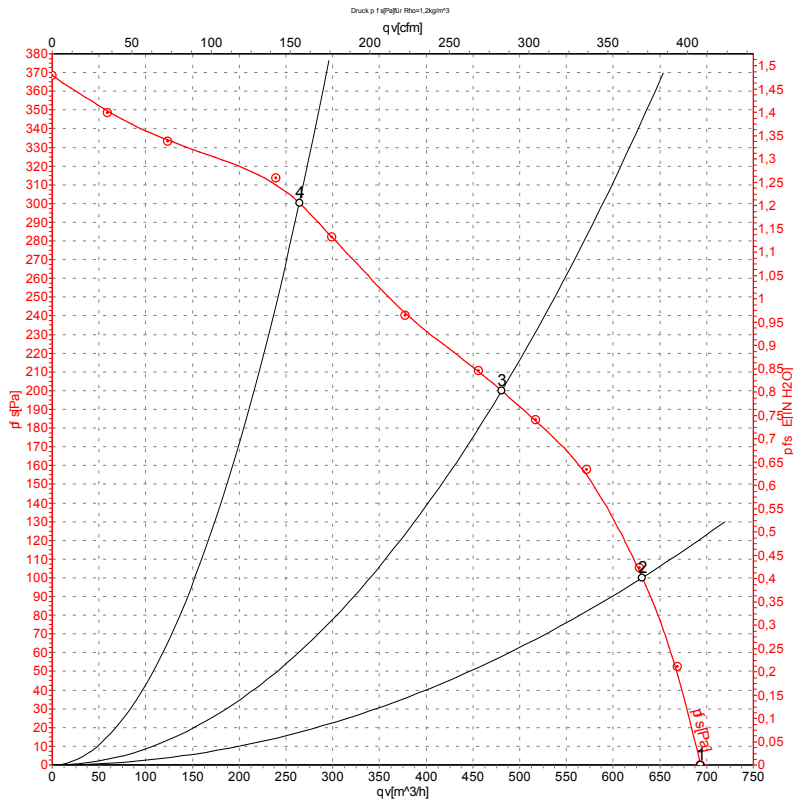
Single-phase AC motor with operating capacitor

1	Clockwise operation
2	Anti-clockwise operation
U1	black
U2	grey
Z1	blue
Z2	brown

AC centrifugal fan

forward curved
with housing (without flange)

Charts: Air flow 50 Hz



Measurement: LU-60404

Air performance measured as per ISO 5801 Installation category A. For detailed information on the measuring set-up, please contact ebm-papst. Suction-side noise levels: LwA measured as per ISO 13347 / LpA measured with 1m distance to fan axis. The values given are valid under the measuring conditions mentioned above and may vary according to the actual installation situation. With any deviation from the standard set-up, the specific values have to be checked and reviewed with the unit installed.

Measured values

	U	f	n	P _e	I	qv	P _{fs}
	V	Hz	min ⁻¹	W	A	m ³ /h	Pa
1	400	50	1500	180	0.46	695	0
2	400	50	1900	161	0.40	630	100
3	400	50	2305	134	0.34	480	200
4	400	50	2665	100	0.26	265	300

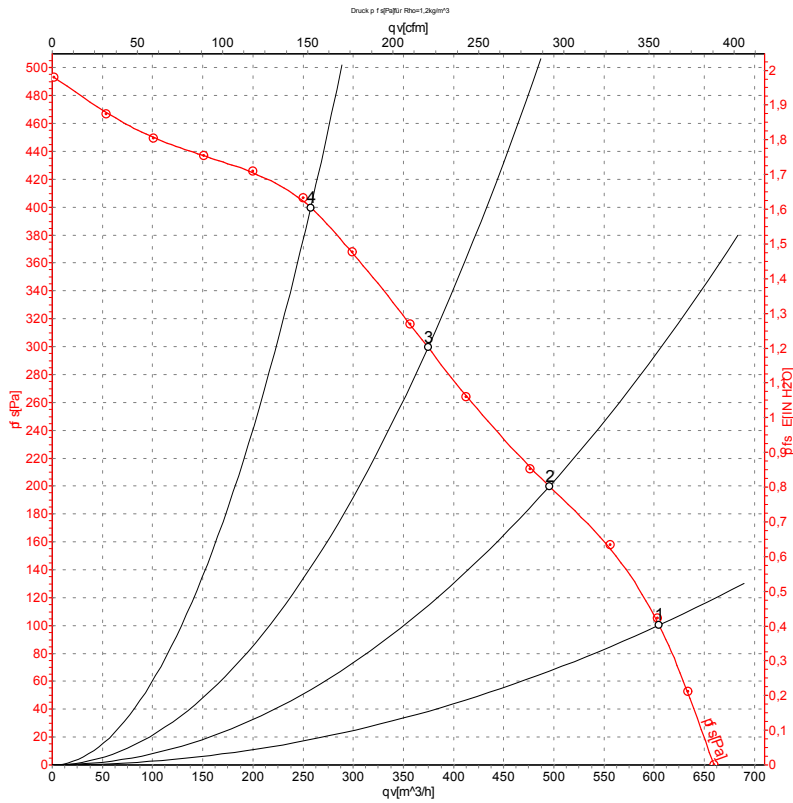
U = Supply voltage · f = Frequency · n = Speed · P_e = Power input · I = Current draw · qv = Air flow · P_{fs} = Pressure increase



AC centrifugal fan

forward curved
with housing (without flange)

Charts: Air flow 60 Hz



Measurement: LU-60405

Air performance measured as per ISO 5801 Installation category A. For detailed information on the measuring set-up, please contact ebm-papst. Suction-side noise levels: L_{WA} measured as per ISO 13347 / L_{pA} measured with 1m distance to fan axis. The values given are valid under the measuring conditions mentioned above and may vary according to the actual installation situation. With any deviation from the standard set-up, the specific values have to be checked and reviewed with the unit installed.

Measured values

	U	f	n	P _e	I	qv	P _{fs}
	V	Hz	min ⁻¹	W	A	m ³ /h	Pa
1	400	60	1850	185	0.47	605	100
2	400	60	2310	174	0.44	495	200
3	400	60	2740	157	0.41	375	300
4	400	60	3020	138	0.37	260	400

U = Supply voltage · f = Frequency · n = Speed · P_e = Power input · I = Current draw · qv = Air flow · P_{fs} = Pressure increase

