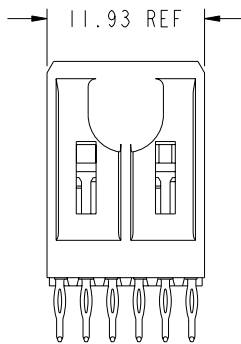
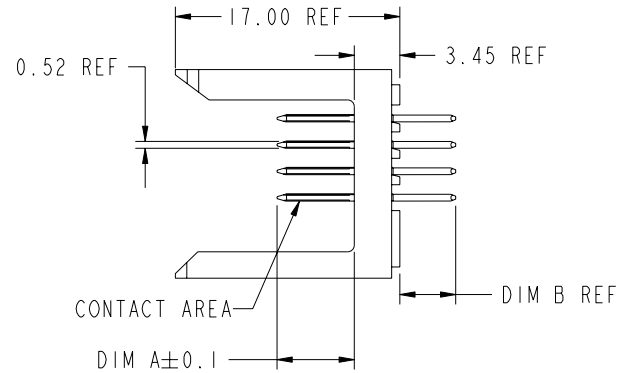
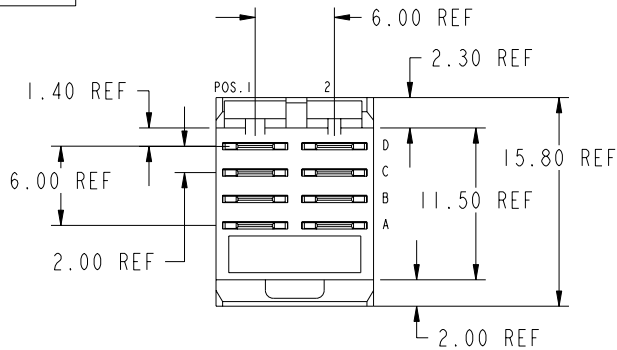


PRODUCT NUMBER
58336-XY(LF)



NOTES:

- FOR DIM A, AND B SEE SHEET 2 AND UP.
- BODY MATERIAL: LIQUID CRYSTAL POLYMER 30 % GLASS. FLAME RETARDANT ACC. UL 94-V0.
- PIN MATERIAL: PHOSPHOR BRONZE.
- PLATING: SEE DRAWING C-8626-000P
- PRODUCT MARKING: ERICSSON PART NUMBER & BATCH I.D.
- ALL PRODUCTS WITH PART NUMBERS SHOWN IN SUBSEQUENT TABLES WILL BE PACKAGED IN TUBES. IF TRAY PACKAGING IS REQUIRED, A SUFFIX "P" WILL BE ADDED TO THE END OF THE PART NUMBER. EXAMPLE: XXXX-XXXP or XXXX-XXXPLF

GENERAL CHARACTERISTICS AND ROHS INFORMATIONS:
SEE DRAWING C-8626-000P

TIN LEAD PART NUMBER:
58336-XY

LEAD FREE PART NUMBER:
58336-XYLF

YY DEFINITION: SEE SHEET 3

PLATING IN CONTACT AREA	
DASH NUMBER	PERFORMANCE LEVEL
3YY or 3YYLF	IEC CLASS I
7YY or 7YYLF	ERICSSON SPECIAL

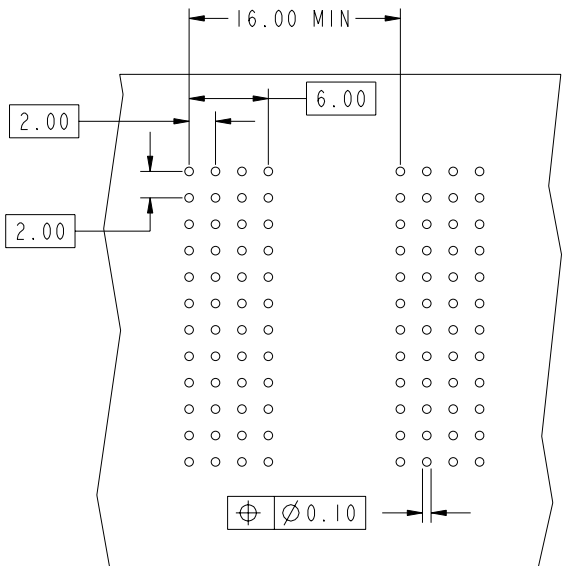
rev	ecn no	dr	date
A	V12084	TAB	2001/08/30
B	LS2157	SPE	2002/12/10
C	LS05-0065	JTA	2005/08/02
D	LS06-0084	LGO	2006/06/30
-	-	-	-
-	-	-	-
-	-	-	-

www.fciconnect.com			surface ISO 1302	tolerance std ISO 406 ISO 1101	projection mm	mm
			TOLERANCES UNLESS OTHERWISE SPECIFIED			
Dr	S.PERRICHOT	2002/03/13	ANGULAR	0.x ±0.3	size A4	Scale 1:1
Eng	PH.LEGARE	2002/03/13	LINEAR	0.xx ±0.1		
Chr	PH.LEGARE	2002/03/13	0° ±2°	0.xxx ±0.05	ECN	LS06-0084
Appr	PH.LEGARE	2002/03/13	Product family		METRAL	Spec ref
			METRAL POWER HEADER		dwg no	58336C
			I MOD, 4 ROW PRESS-FIT		Rev.	D
			catalog no	CUSTOMER COPY		sheet 1 of 3

REV F - 2006-04-17



Copyright FCI.



KEY		
DIMENSIONS		
CODE	DIM "A" MATE	DIM "B" TAIL
P01	6.50	4.30
P03	8.00	4.30

REQUIRED PC BOARD LAYOUT
COMPONENT SIDE
SEE PRINT 58351 FOR
ADDITIONAL PCB INFORMATION



Copyright FCI.

www.fciconnect.com			surface ISO 1302	<input checked="" type="checkbox"/>	tolerance std ISO 406 ISO 1101	projection 	mm
			TOLERANCES UNLESS OTHERWISE SPECIFIED				
Dr	S.PERRICHOT	2002/03/13	ANGULAR	LINEAR	0.x ±0.3	size A4	Scale 2:1
Eng	PH.LEGARE	2002/03/13			0.xx ±0.1	ECN	LS06-0084
Chr	PH.LEGARE	2002/03/13	0° ±2°		0.xxx ±0.05	Spec ref	
Appr	PH.LEGARE	2002/03/13	Product family		METRAL		
			TITLE METRAL POWER HEADER			dwg no 58336C	Rev. D
			I MOD, 4 ROW PRESS-FIT			CUSTOMER COPY	sheet 2 of 3
			catalog no				

REV F - 2006-04-17

METRAL P/N	ERICSSON P/N	DIM "A"	DIM "B"	ROW	CONTACT CODE MOD. I	
					1	2
58336-X01	RPV 638 1121	6.50	4.30	D	P01	P01
		6.50	4.30	C	P01	P01
		8.00	4.30	B	P03	P03
		6.50	4.30	A	P01	P01

METRAL P/N	ERICSSON P/N	DIM "A"	DIM "B"	ROW	CONTACT CODE MOD. I	
					1	2
58336-X02	RPV 638 1127	6.50	4.30	D	P01	P01
		6.50	4.30	C	P01	P01
		6.50	4.30	B	P01	P01
		6.50	4.30	A	P01	P01



Copyright FCI.

www.fciconnect.com			surface ISO 1302 <input checked="" type="checkbox"/>	tolerance std ISO 406 ISO 1101	projection 	mm
			TOLERANCES UNLESS OTHERWISE SPECIFIED			
Dr	S.PERRICHOT	2002/03/13	ANGULAR	LINEAR	0.x	±0.3
Eng	PH.LEGARE	2002/03/13			0.xx	±0.1
Chr	PH.LEGARE	2002/03/13	0°	±2°	0.xxx	±0.05
Appr	PH.LEGARE	2002/03/13	Product family		METRAL	Spec ref
			title		METRAL POWER HEADER	Rev.
			I MOD, 4 ROW PRESS-FIT		dwg no	58336C
			catalog no		CUSTOMER COPY	sheet 3 of 3

REV F - 2006-04-17