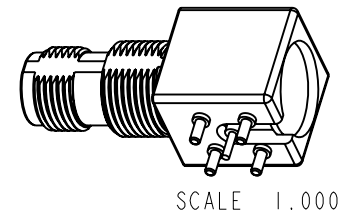
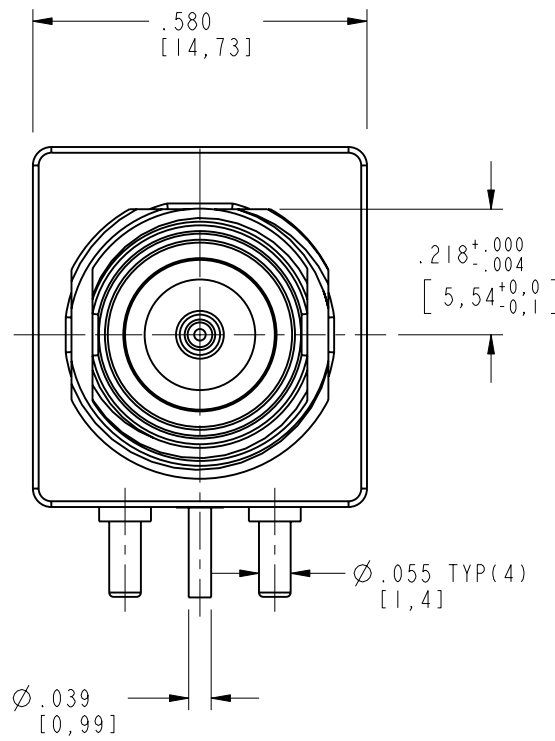
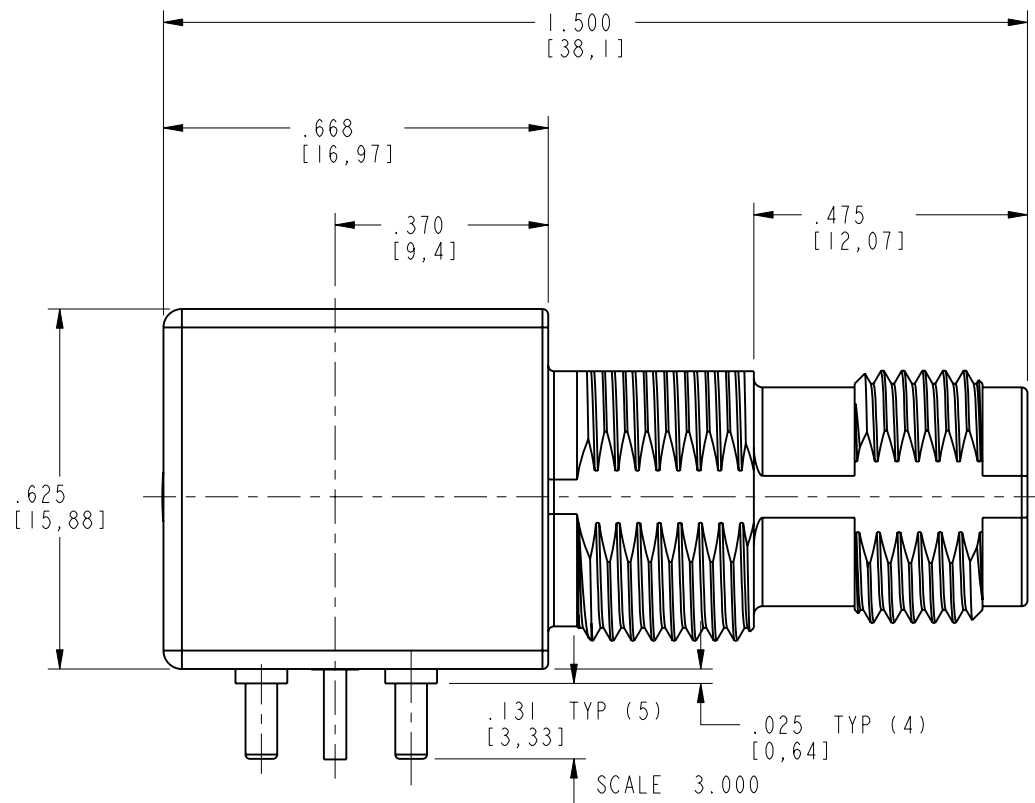
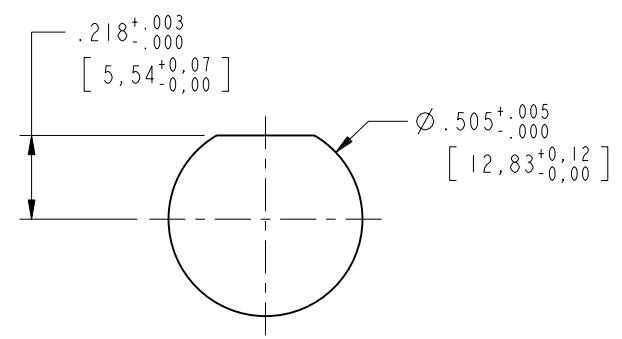
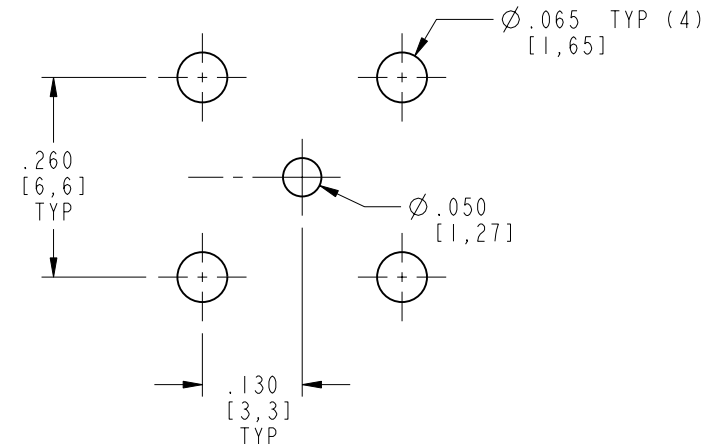
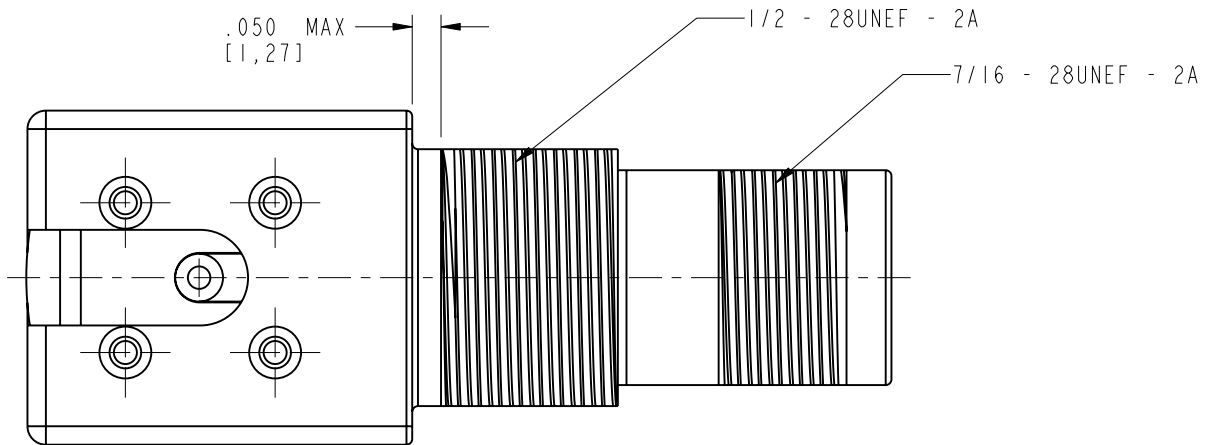


31-6293		REVISIONS			
DRAWING NO.	REV	DESCRIPTION	DATE	ECO	APPR
THIRD ANGLE PROJ.	A	RELEASE TO MFG.	9/29/08	47298	TRC



- NOTES:
- MATERIALS AND FINISHES:
 BODY - ZINC DIE CAST, MATTE TIN PLATING PER AMPHENOL SPEC. 349-50716
 CONTACT - BRASS, GOLD PLATING
 FRONT INSULATOR - PTFE
 REAR INSULATOR - VALOX 414
 - ELECTRICAL:
 A. IMPEDANCE: 50 OHM
 B. FREQUENCY RANGE: DC - 1.0 GHz
 C. VSWR (RETURN LOSS): 1.4 (16 dB), MAX.
 D. DIELECTRIC WITHSTANDING VOLTAGE: 1500 VRMS, MIN.
 - MECHANICAL:
 A. DURABILITY: 100 CYCLES MIN.
 B. TEMPERATURE RANGE: -65° C TO 165° C
 - PACKAGE PER SPEC 349-50728. KEY ELEMENTS INCLUDE:
 C. THE MAXIMUM WEIGHT OF ALL OUTER CARTONS IS 40 LBS. THIS INCLUDES INTERM PROCESS CONTAINERS.
 D. ALL PARTIALS MUST BE PACKAGED SEPARATELY AND CLEARLY MARKED "PARTIAL".
 E. ALL BOX FILLING MATERIAL TO FILL EMPTY SPACE IN CARTONS MUST BE ROHS 2002 COMPLIANT.
 F. THE USE OF STAPLES FOR CLOSING ANY OF THE PACKAGES IS UNACCEPTABLE. TAPE MUST BE USED.
 G. BULK PACKAGES OF CONNECTORS MUST INCLUDE A DESICCANT TO PROTECT AGAINST HUMIDITY.



CUSTOMER OUTLINE DRAWING
 ALL OTHER SHEETS ARE FOR INTERNAL USE ONLY

RECOMMENDED PCB MOUNTING DIMENSIONS

RECOMMENDED PANEL MOUNTING HOLE

UNLESS OTHERWISE SPECIFIED, DIMENSIONS ARE IN MM (INCHES) AND TOLERANCES ARE: 0.5 - 6mm ±0.2mm 6 - 30mm ±0.4mm 30 - 120mm ±0.6mm	MATERIAL	DRAWN T. COVERSTONE	DATE 23-Sept-08	TITLE TNC (RP), R/A BULKHEAD TO PCB; BODY TIN PLATED		Amphenol Amphenol Corporation Communication and Network Products Division Danbury, CT U.S.A. 06810	
	REFERENCE EAR #3147 611X-4199-100	ENGINEER T. COVERSTONE	DATE 23-Sept-08				
NOTICE - These drawings, specifications, or other data (1) are, and remain the property of Amphenol Corp. (2) must be returned upon request; and (3) are confidential and not to be disclosed to any person other than those to whom they are given by Amphenol Corp. The furnishing of these drawings, specifications, or other data by Amphenol Corp., or to any other person to anyone for any purpose is not to be regarded by implication or otherwise in any manner licensing, granting rights or permitting such holder or any other person to manufacture, use or sell any product, process or design, patented or otherwise, that may in any way be related to or disclosed by said drawings, specifications, or other data.		APPROVED K. CAPOZZI	DATE 9/24/08	CODE ID 74868	DWG SIZE B	DRAWING NO. 31-6293	SCALE: 3.0:1
							SHEET 2 OF 2
		CAD FILE I:\TNC\ 31-6293				REV A	