
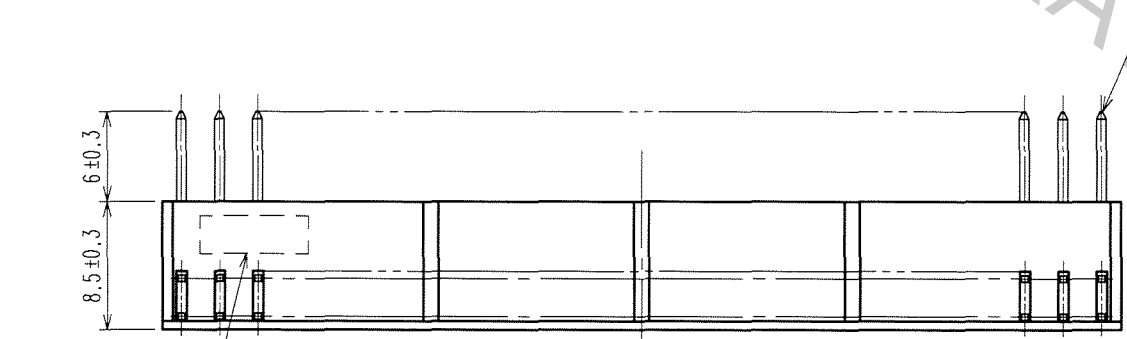
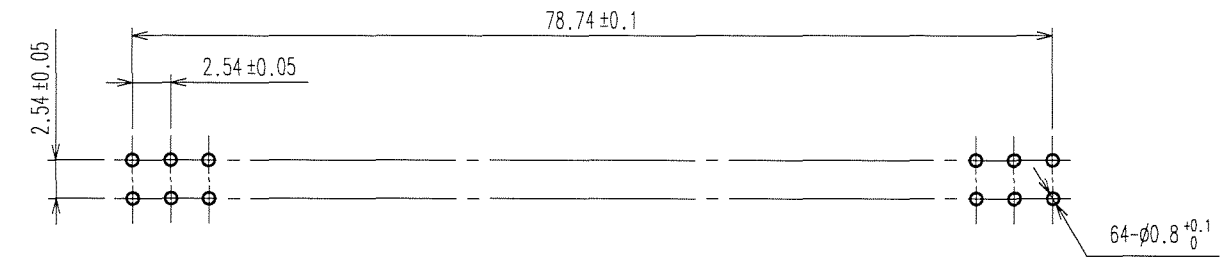


Apr.1.2017 Copyright 2017 HIROSE ELECTRIC CO., LTD. All Rights Reserved.

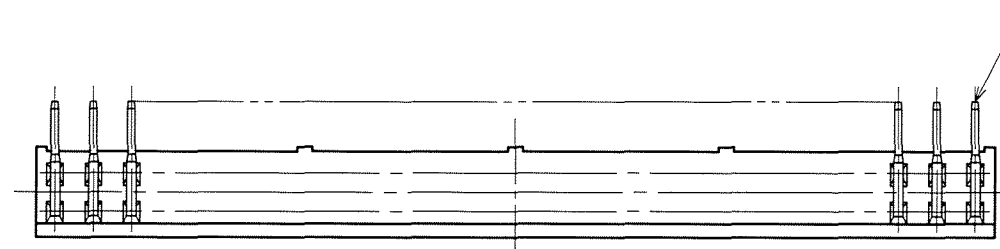
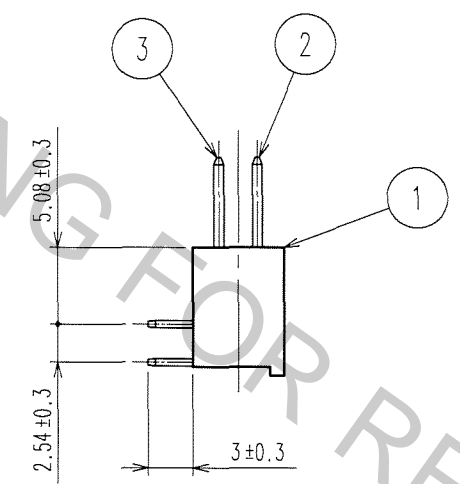
5					6					7					8				
COUNT	DESCRIPTION OF REVISIONS				BY	CHKD	DATE	COUNT	DESCRIPTION OF REVISIONS				BY	CHKD	DATE				
△							..	△							..				
△							..	△							..				
△							..	△							..				



RECOMMENDED PC BOARD HOLE PATTERN



POLARIZATION MARK  
(REVERSE SIDE)



NOTES 1. THE DIMENSIONS IN PARENTHESES ARE FOR REFERENCE.

TO  
PCK

1	PBT	BLACK	UL94V-0	2, 3	BRASS	CONTACT AREA : GOLD 0.2μ m min	
						DIP AREA : TIN-PLATING 2μ m min	
						UNDER PLATING : NICKEL 2.5μ m min	
NO.	MATERIAL	FINISH, REMARKS		NO.	MATERIAL	FINISH, REMARKS	
CODE NO. (OLD) CL				DRAWN	DESIGNED	CHECKED	APPROVED
				K.NAKAMURA	K.NAKAMURA	K. Uryawa	H. Okawa
				07.02.01	07.02.01	07.02.01	07.02.01
SCALE 2 : 1				DRAWING NO. EDC3-018142-21		PART NO. A1-64PA-2.54DS(71)	
UNITS mm				HRS HIROSE ELECTRIC CO., LTD		CODE NO. CL619-0015-1-71	

1/1