

MILLI-GRID™ 2.00MM (0.79") PITCH

Interconnect System for Complete Design Flexibility



MILLI-GRID™ 2.00MM (0.79") PITCH INTERCONNECT SYSTEM >

- 50394, 87396 Crimp Terminal
- 5110, 78045 Receptacle Crimp Housing
- 87568 IDT Receptacle
- 87569 IDT Strain Relief
- 87831, 78246 Through-Hole Shrouded Header
- 87832 SMT Shrouded Header
- 87833, 78046 Right Angle, Through-Hole Shrouded Header
- 87340 SMT Receptacle, Low Profile
- 79107 Through-Hole Receptacle
- 79109, 87381 SMT Receptacle
- 87264 Through-Hole Receptacle, Side Entry
- 87368 SMT Receptacle, Side Entry
- 87263 SMT Receptacle, Bottom Entry

Applications

Office Machines

- Printers
- Fax Machines
- Copiers

Computers/Peripherals

- Storage
- Servers
- Modems
- Motherboards
- Monitors

Telecom

- Hubs
- Switches
- Routers

Automotive/Commercial Vehicles

- Car Audio
- Data/Telemetry
- GPS

Measuring/Analyzing Equipment

- Security Systems/Alarms
- Medical Monitoring
- Lab Equipment

Entertainment

- Set-Top Boxes
- Satellite Radio
- Video/DVD Products
- Digital Media Player

Other Applications

- Vending Machines
- Gaming Machines
- Exercise Equipment

Milli-Grid™ family of high density connectors is based on a 2.00 x 2.00mm grid pattern. The system offers complete design flexibility for wire-to-board, board-to-board and cable-to-board connections in PC, consumer, telecom and other electronic industries.

Compared to traditional 2.54mm (.100") pitch connectors, Milli-Grid connectors offer up to 40% savings in PCB real estate.

The Milli-Grid™ family includes crimp terminals, housings, headers and receptacles. The crimp terminals feature an early entry design that provides longer wiping action for more reliable contact. The receptacles boast a choice of mating styles in top, side and bottom entry in PCB, IDT and FPC versions. Headers are available in both shrouded and unshrouded styles.

Feature

Benefit

• Early entry system crimp terminals	• Provides long pin wipe
• Center polarization key	• Prevents mismatching
• Locking ramps	• Provide strong retention force to header
• IDT receptacle strain relief (optional)	• Enhances cable retention
• Center polarization slot	• Prevents mismatching
• Locking windows	• Ensure firm locking to receptacle
• Marking feature	• Provides marking for first circuit location

Specifications

REFERENCE INFORMATION

UL File No.: E29179
 CSA File No.: LR19980-182

ELECTRICAL


Voltage Rating: 125V AC
 Current Rating: 1.0 to 2.0A
 Contact Resistance: 15 to 40mΩ max.
 Dielectric Withstanding Voltage: 500V AC (RMS)
 Insulation Resistance: 1000MΩ min.

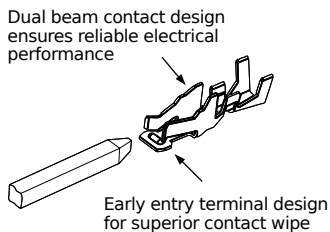
MECHANICAL

Mating Pin Length: 2.50 to 4.20mm
 (0.098 to 0.165")

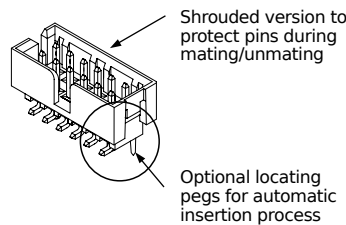
PHYSICAL

Housing: Black/Grey high temperature, UL 94V-0
 Contacts: Phosphor Bronze/
 Copper Alloy
 Operating Temperature: -55 to 105°C
 Soldering Temperature/
 Infra-red Heat: 260 ± 5°C
 Wire Gauge (Crimp): 26 to 30 AWG
 Packaging: Tube/Tray/Tape And Reel

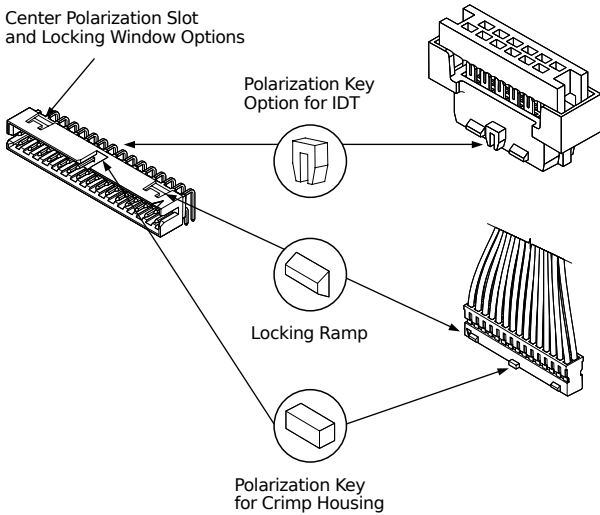
**MILLI-GRID™
 2.00MM (0.79")
 PITCH
 INTERCONNECT
 SYSTEM** 



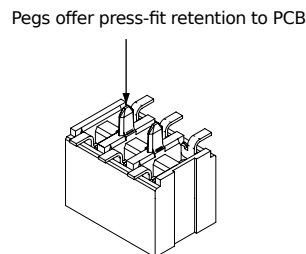
**Dual Beam Contact and
 Early Entry Terminal Design**



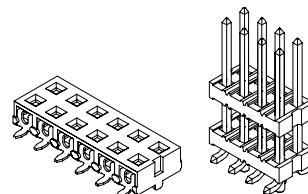
**Shrouded Headers
 and Locating Pegs**



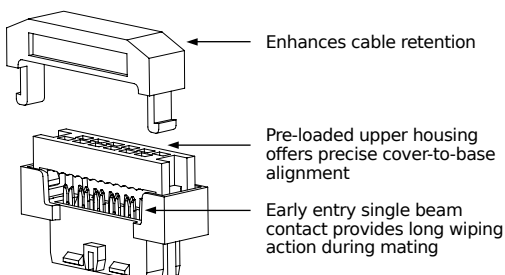
**Polarization Key, Ramp,
 Slot and Locking Window**



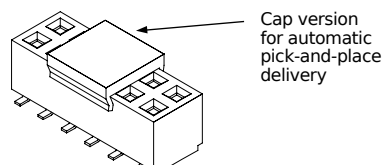
**Pegs with Press-Fit
 Retention
 (79109 Series)**



End-to-End Stackable



Cable-to-Board System



Pick-and-Place Cap

**MILLI-GRID™
2.00MM (0.79")
PITCH
INTERCONNECT
SYSTEM** >



Female crimp terminal



Dual row crimp housing



Dual row IDT receptacle with center polarization key and side latch



Strain relief for dual row IDT

WIRE-TO-BOARD SYSTEM

EARLY ENTRY SYSTEM TERMINAL					
Description	Lead-Free Order No.	Packaging	Plating	Wire Gauge (AWG)	Use With
Female Crimp Terminal	50394-805X	Reel	X denotes: 1 = 15µ" Gold 2 = 30µ" Gold 4 = Gold Flash	24 - 30	Series 51110, 78045 Crimp Housings
	50394-8X00	Bag			
	87396-X051	Reel	X denotes: 8 = 15µ" Gold 9 = 30µ" Gold	22 - 28	

CRIMP HOUSINGS					
Description	Lead-Free Order No.	Circuits	Features	Use With	Mates With
Dual Row Crimp Housing	51110-XX50	XX denotes: 04 to 32 Circuit Sizes	Plain Front	Series 50394 And 87396 Terminals	Series 87831, 87832 And 87833 Headers
	51110-XX51	XX denotes: 08 to 12 Circuit Sizes	Center Polarization Key		
	51110-XX60	XX denotes: 04 to 12 Circuit Sizes	Center Locking Ramp		
	51110-XX51	XX denotes: 14 to 32 Circuit Sizes	Center Polarization Key And Side Latch		
	78045-XX60	XX denotes: 04, 06, 08, 10, 12 Circuit Sizes	Side Locks		Series 78046 And 78246 Headers

IDT HOUSINGS AND STRAIN RELIEF				
Description	Lead-Free Order No.	Circuits	Plating	Mates With
Dual Row IDT Receptacle With Plain Front	87568-XX6Y	XX denotes: 10, 12, 14, 16, 20, 22, 24, 26, 30, 32, 34, 36, 40, 44 And 50 Circuit Sizes	Y denotes: 5 = Gold Flash 3 = 15µ" Gold 4 = 30µ" Gold	Series 87831, 87832 And 87833 Headers
Dual Row IDT Receptacle With Center Polarization Key	87568-XX4Y	XX denotes: 14, 16, 20, 22, 24, 26, 30, 32, 34, 36, 40, 44 And 50 Circuit Sizes		
Dual Row IDT Receptacle With Center Locking Ramp	87568-XX7Y	XX denotes: 10 And 12 Circuit Sizes		
Dual Row IDT Receptacle With Center Polarization Key And Side Latch	87568-XX9Y	XX denotes: 14, 16, 20, 22, 24, 26, 30, 32, 34, 36, 40, 44 And 50 Circuit Sizes		
Strain Relief For Dual Row IDT	87569-10XX	XX denotes: 10, 12, 14, 16, 20, 22, 24, 26, 30, 32, 34, 40, 44 And 50 Circuit Sizes		

VERTICAL, THROUGH-HOLE, DUAL ROW SHROUDED HEADERS						
Description	Lead-Free Order No.	Circuits	Plating	Packaging	Mates With	PC Tail Length (mm)
Shrouded Header With Plain Front And Dual Side Slot	87831-XXYY	XX denotes: 04, 06 Circuit Sizes	YY denotes: 19 = Gold Flash 20 = 15µ" Gold 21 = 30µ" Gold	Tube	Series 50394, 87396, 5110 And 87568	2.50
Shrouded Header With Centre Polarization Slot And Dual Side Slot		XX denotes: 08, 10, 12 Circuit Sizes				
Shrouded Header With Centre Polarization Slot, Side Locking Window And Dual Side Slot	87831-5119	6	Gold Flash			
Shrouded Header With Centre Polarization Slot, Side Locking Window And Dual Side Slot	87831-XXYY	XX denotes: 14, 16, 18, 20, 22, 24, 26, 28, 30, 32, 34, 36, 38, 40, 42, 44, 46, 48, 50 Circuit Sizes	YY denotes: 19 = Gold Flash 20 = 15µ" Gold 21 = 30µ" Gold			

VERTICAL, THROUGH-HOLE, DUAL ROW SHROUDED HEADERS						
Description	Lead-Free Order No.	Circuits	Plating	Packaging	Mates With	PC Tail Length (mm)
Shrouded Header With Centre Locking Window And Dual Side Slot	87831-XX4Y	XX denotes: 04, 06, 08, 10, 12 Circuit Sizes	Y denotes: 1 = 15µ" Gold 2 = 30µ" Gold	Tube	Series 50394, 87396, 5110 And 87568	2.50
	87831-514Y	4				3.50
	87831-524Y	6				
	87831-544Y	8				
	87831-554Y	8 (4 And 6 Circuits Available, Contact GPM)				
	87831-574Y	8				
Shrouded Header With Centre Locking Window And Single Side Slot	87831-XX4Y	XX denotes: 04, 06, 08, 10, 12 Circuit Sizes	Y denotes: 3 = 15µ" Gold 4 = 30µ" Gold	Tube	Series 50394, 87396, 5110 And 87568	2.50
Shrouded Header With Plain Front, Dual Side Slot And Peg	87831-XX2Y	XX denotes: 06 Circuit Sizes	Y denotes: 8 = 15µ" Gold 9 = 30µ" Gold			
Shrouded Header With Centre Polarization Slot, Dual Side Slot And Peg		XX denotes: 08, 10, 12 Circuit Sizes				
Shrouded Header With Centre Polarization Slot, Side Locking Window, Dual Side Slot And Peg		XX denotes: 14, 16, 18, 20, 22, 24, 26, 28, 30, 32, 34, 36, 38, 40, 42, 44, 46, 48, 50 Circuit Sizes				
Shrouded Header With Plain Front And Open End Wall	87831-XX31	XX denotes: 04, 06 Circuit Sizes	15µ" Gold			
Shrouded Header With Centre Polarization Slot And Open End Wall		XX denotes: 08, 10, 12 Circuit Sizes				
Shrouded Header With Centre Polarization Slot, Side Locking Window And Open End Wall		XX denotes: 14, 16, 18, 20, 22, 24, 26, 28, 30, 32, 34, 36, 38, 40, 42, 44, 46, 48, 50 Circuit Sizes				
Shrouded Header With Centre Polarization Slot, Dual Side Slot And Peg	87831-XX35	XX denotes: 10 Circuit Sizes	30µ" Gold			
Shrouded Header With Centre Polarization Slot, Side Locking Window, Dual Side Slot And Peg		XX denotes: 14, 16, 20, 24, 30, 34, 44, 50 Circuit Sizes				
Shrouded Header With Centre Polarization Slot And Dual Side Slot	87831-1010	10	15µ" Gold	Tube With Cap Tape And Reel With Cap	Series 78045, 50394 And 87396	3.50
Shrouded Header With Centre Polarization Slot, Side Locking Window And Dual Side Slot	87831-XX10	XX denotes: 14, 20, 26, 30, 40 Circuit Sizes	30µ" Gold			
	87831-XX11	XX denotes: 14, 20 Circuit Sizes	15µ" Gold			
	87831-3030	30	15µ" Gold			
Shrouded Header With Centre Polarization Slot And Side Locks	78246-1022	10 (4, 6, 8 And 12 Circuits Available, Contact GPM)	15µ" Gold (Gold Flash, 30µ" Gold Available, Contact GPM)	Tube	Series 78045, 50394 And 87396	2.50
	78246-1023					

**MILLI-GRID™
2.00MM (0.79")
PITCH
INTERCONNECT
SYSTEM**



Vertical, through-hole, dual row shrouded header with centre polarization slot and dual side slot

**MILLI-GRID™
2.00MM (0.79")
PITCH
INTERCONNECT
SYSTEM**



*Vertical SMT,
dual row
shrouded header
with centre
locking window
and dual side slot*

VERTICAL SMT, DUAL ROW SHROUDED HEADERS							
Description	Lead-Free Order No.	Circuits	Peg	Plating	Packaging	Mates With	
Shrouded Header With Plain Front And Dual Side Slot	87832-04YZ	4	No	Y denotes: 2 = 15µ" Gold 6 = Gold Flash	Z denotes: 0 = Tube 2 = Tube With Cap	Series 50394, 87396, 5110 And 87568	
	87832-51Y2				Tape And Reel With Cap		
	87832-06YZ	6			Z denotes: 0 = Tube 2 = Tube With Cap		
	87832-52Y2				Tape And Reel With Cap		
Shrouded Header With Centre Polarization Slot And Dual Side Slot	87832-XXYZ	XX denotes: 08, 10, 12 Circuit Sizes	Yes		Z denotes: 0 = Tube 2 = Tube With Cap		
	87832-53Y2	8			Tape And Reel With Cap		
	87832-54Y2	10					
	87832-55Y2	12					
Shrouded Header With Centre Polarization Slot, Side Locking Window And Dual Side Slot	87832-XXYZ	XX denotes: 14, 16, 18, 20, 22, 24, 26, 28, 30, 32, 34, 36, 38, 40, 42, 44, 46, 48, 50 Circuit Sizes			Yes		Z denotes: 0 = Tube 2 = Tube With Cap
	87832-56Y2	14					Tape And Reel With Cap
	87832-57Y2	16					
	87832-58Y2	18					
	87832-59Y2	20					
	87832-60Y2	22					
	87832-61Y2	24					
	87832-62Y2	26					
	87832-63Y2	28					
	87832-64Y2	30					
	87832-65Y2	32					
	87832-66Y2	34					
87832-69Y2	40						
87832-71Y2	44						
87832-72Y2	46						
87832-74Y2	50						
Shrouded Header With Plain Front And Dual Side Slot	87832-04Z2	4	No	30µ" Gold	Z denotes: 1 = Tube 3 = Tube With Cap (Tape And Reel With Cap Available, Contact GPM)		
	87832-06Z2	6			Z denotes: 1 = Tube 3 = Tube With Cap		
	87832-52Z3				Tape And Reel With Cap		
Shrouded Header With Centre Polarization Slot And Dual Side Slot	87832-XXZ2	XX denotes: 08, 10, 12 Circuit Sizes	Yes		Z denotes: 1 = Tube 3 = Tube With Cap		
	87832-53Z3	8			Tape And Reel With Cap		
	87832-54Z3 & 87832-94Z3	10					
	87832-55Z3	12					
Shrouded Header With Centre Polarization Slot, Side Locking Window And Dual Side Slot	87832-XXZ2	XX denotes: 14, 16, 18, 20, 22, 24, 26, 28, 30, 32, 34, 36, 38, 40, 42, 44, 46, 48, 50 Circuit Sizes			Yes	Z denotes: 1 = Tube 3 = Tube With Cap	
	87832-56Z3	14				Tape And Reel With Cap (28 Circuits Also Available, Contact GPM)	
	87832-57Z3	16					
	87832-58Z3	18					
	87832-59Z3	20					
	87832-60Z3	22					
	87832-61Z3	24					
87832-62Z3	26						

**MILLI-GRID™
2.00MM (0.79")
PITCH
INTERCONNECT
SYSTEM**

VERTICAL SMT, DUAL ROW SHROUDED HEADERS										
Description	Lead-Free Order No.	Circuits	Peg	Plating	Packaging	Mates With				
Shrouded Header With Centre Polarization Slot, Side Locking Window And Dual Side Slot	87832-6423	30	Yes	30μ" Gold	Tape And Reel With Cap					
	87832-6623	34								
	87832-6923	40								
	87832-7123	44								
	87832-7423	50								
Shrouded Header With Plain Front And Dual Side Slot	87832-06ZZ	6	No	15μ" Gold	ZZ denotes: 12 = Tube 14 = Tape And Reel With Cap 16 = Tube With Cap					
Shrouded Header With Centre Polarization Slot And Dual Side Slot	87832-XXZZ	XX denotes: 08, 10 Circuit Sizes								
Shrouded Header With Centre Polarization Slot, Side Locking Window And Dual Side Slot		XX denotes: 14, 16, 18, 20, 30, 34 Circuit Sizes								
Shrouded Header With Centre Polarization Slot And Dual Side Slot	87832-06ZZ	6					ZZ denotes: 12 = Tube 16 = Tube With Cap			
Shrouded Header With Centre Polarization Slot, Side Locking Window And Dual Side Slot	87832-XXZZ	XX denotes: 18, 44 Circuit Sizes					30μ" Gold	ZZ denotes: 13 = Tube 15 = Tape And Reel With Cap 17 = Tube With Cap		
Shrouded Header With Centre Locking Window And Dual Side Slot		XX denotes: 04 Circuit Sizes							Yes	15μ" Gold
Shrouded Header With Centre Locking Window And Dual Side Slot	87832-XXZZ	XX denotes: 06, 08, 10, 12 Circuit Sizes					No	30μ" Gold	ZZ denotes: 07 = Tape And Reel With Cap 09 = Tube With Cap 11 = Tube	
		XX denotes: 06, 08, 10, 12 Circuit Sizes					Yes			
Shrouded Header With Plain Front, Single Side Slot And Peg	87832-0642	6					Yes	30μ" Gold (15μ" Gold Also Available, Contact GPM)	Tape And Reel With Cap	Series 50394, 87396, 5110 And 87568
	87832-0643								Tube With Cap	
Shrouded Header With Centre Locking Window, Single Side Slot And Peg	87832-XX40	XX denotes: 08, 10, 12 Circuit Sizes	15μ" Gold	Tape And Reel With Cap						
	87832-XX42		30μ" Gold	Tube With Cap						
	87832-XX41		15μ" Gold							
	87832-XX43		30μ" Gold							
Shrouded Header With Centre Polarization Slot, Dual Side Slot And Peg	87832-063Y	6	Y denotes: 3 = 15μ" Gold 4 = 30μ" Gold	Tube						
Shrouded Header With Centre Locking Window And Dual Side Slot	87832-XXZZ	XX denotes: 06, 08, 10, 12 Circuit Sizes	No	15μ" Gold	ZZ denotes: 24 = Tube 26 = Tube With Cap 28 = Tape And Reel With Cap					
Shrouded Header With Centre Locking Window, Single Side Slot And Peg	87832-08ZZ	8	Yes		ZZ denotes: 36 = Tape And Reel With Cap 37 = Tube With Cap 38 = Tube					

**MILLI-GRID™
2.00MM (0.79")
PITCH
INTERCONNECT
SYSTEM**



Right angle through-hole, dual row shrouded header with centre polarization slot and dual side slot

RIGHT ANGLE THROUGH-HOLE, DUAL ROW SHROUDED HEADERS					
Description	Lead-Free Order No.	Circuits	Plating	Packaging	Mates With
Shrouded Header With Plain Front And Dual Side Slot	87833-XXYY	XX denotes: 04, 06 Circuit Sizes	YY denotes: 19 = Gold Flash 20 = 15µ" Gold 21 = 30µ" Gold	Tube	Series 50394, 87396, 5110 And 87568
Shrouded Header With Centre Polarization Slot And Dual Side Slot		XX denotes: 08, 10, 12 Circuit Sizes			
Shrouded Header With Centre Polarization Slot, Side Locking Window And Dual Side Slot		XX denotes: 14, 18, 20, 22, 24, 26, 28, 30, 32, 34, 36, 38, 40, 42, 44, 46, 48, 50 Circuit Sizes	YY denotes: 18 = Gold Flash Over 15µ" PD/NI 19 = Gold Flash 20 = 15µ" Gold 21 = 30µ" Gold		
		XX denotes: 16 Circuit Sizes	YY denotes: 20 = 15µ" Gold 21 = 30µ" Gold		
	87833-63YY	8	15µ" Gold		
	87833-53YY	14			
	87833-5420	34			
	87833-5920	4			
	87833-6020	12			
	87833-6120	16			
	87833-6220	18			
	87833-6420	6			
87833-6520	20				
87833-6620	28				
Shrouded Header With Centre Locking Window And Dual Side Slot	87833-67YY	30	YY denotes: 20 = 15µ" Gold 21 = 30µ" Gold	Z denotes: 3 = Tube 4 = Tube With Kapton 5 = Tape And Reel With Kapton	
	87833-XXZ1	XX denotes: 04, 06, 08, 10 Circuit Sizes	15µ" Gold		
	87833-XX32	XX denotes: 04, 06, 08, 10, 12 Circuit Sizes	30µ" Gold		
	87833-1231	12	15µ" Gold		
Shrouded Header With Plain Front And Dual Side Slot	87833-062Y	6	Y denotes: 4 = 15µ" Gold 5 = 30µ" Gold	Tube	
	87833-XX2Y	XX denotes: 08, 10, 12, 44 Circuit Sizes	15µ" Gold		
Shrouded Header With Centre Polarization Slot And Dual Side Slot	87833-3424	34	15µ" Gold	Tube	
Shrouded Header With Centre Polarization Slot And Dual Side Slot	87833-XX19	XX denotes: 04, 06, 08, 10, 12, 14, 16, 18, 20, 22, 24, 26, 28, 30, 32, 34, 36, 38, 40, 42, 44, 46, 48, 50 Circuit Sizes	Gold Flash		
	87833-2052	20	15µ" Gold		
Shrouded Header With Centre Polarization Slot, Side Locking Window And Dual Side Slot With 3.00mm Solder Tail	87833-5052	50			
	87833-5050				
Shrouded Header With Centre Locking Window And Single Side Slot	87833-XX3Y	XX denotes: 04, 06, 08, 10, 12 Circuit Sizes	Y denotes: 3 = 15µ" Gold 4 = 30µ" Gold	Series 78045, 50394 And 87396	
	Shrouded Header With Centre Polarization Slot And Side Locks	78046-XX20	XX denotes: 04, 06, 08, 10, 12 Circuit Sizes		15µ" Gold (Gold Flash, 30µ" Gold Available, Contact GPM)
78046-1021		10			
78046-1023					

RIGHT ANGLE THROUGH-HOLE, DUAL ROW SHROUDED HEADERS

Description	Lead-Free Order No.	Circuits	Kinked Circuits	Plating	Packaging	Mates With
Shrouded Header With Centre Polarization Slot, One Side Locking Window And Dual Side Slot With Kinked Solder Tail	87833-1260	12	1, 2, 11 & 12	15µ" Gold	Tube	Series 50394, 87396, 5110 And 87568
Shrouded Header With Centre Polarization Slot, Side Locking Window And Dual Side Slot With Kinked Solder Tail	87833-1660	16	1, 2, 15 & 16			

**MILLI-GRID™
2.00MM (0.79")
PITCH
INTERCONNECT
SYSTEM**



Vertical dual row SMT top entry receptacle, low profile

BOARD-TO-BOARD SYSTEM

Description	Lead-Free Order No.	Circuits	Peg	Plating	Packaging	Mates With
Vertical Dual Row SMT Top Entry Receptacle, Low Profile	87340-XXWY	XX denotes: 04, 06, 08, 10, 12, 14, 16, 18, 20 Circuit Sizes	W denotes: 1, 5 = Without Locating Pegs 2, 6 = With Locating Pegs	Y denotes: 3 = 30µ" Gold 4 = 15µ" Gold 5 = Gold Flash	Tube	Series 87831, 87832 And 87833 Headers
	87340-XXYZ			Y denotes: 7 = Gold Flash 8 = 30µ" Gold 9 = 15µ" Gold	Tape And Reel	
	87340-XX97	XX denotes: 04, 06, 08, 10, 12, 14, 16, 18, 20 Circuit Sizes	Yes	Y denotes: 9 = 15µ" Gold 3 = Gold Flash	Z denotes: 5 = Tube With Cap 6 = Tape And Reel With Cap	
	87340-XX98			30µ" Gold	Tube With Cap	
	87340-XXYZ	XX denotes: 04, 06, 08, 10, 12, 16 Circuit Sizes	No	Y denotes: 6 = Gold Flash 7 = 15µ" Gold 8 = 30µ" Gold	Z denotes: 5 = Tube With Cap 6 = Tape And Reel With Cap	



Vertical dual row through-hole top entry receptacle

Description	PC Tail Length (mm)	3.00			1.91		
	Mates With	Series 87831, 87832 And 87833 Headers					
	Packaging	Tube					
	Plating	15µ" Gold	30µ" Gold	Gold Flash	15µ" Gold	30µ" Gold	Gold Flash
Description	Circuits	Lead-Free Order No.					
Vertical Dual Row Through-Hole Top Entry Receptacle	4	79107-7001	79107-7051	79107-7126	79107-7201	79107-7251	79107-7326
	6	79107-7002	79107-7052	79107-7127	79107-7202	79107-7252	79107-7327
	8	79107-7003	79107-7053	79107-7128	79107-7203	79107-7253	79107-7328
	10	79107-7004	79107-7054	79107-7129	79107-7204	79107-7254	79107-7329
	12	79107-7005	79107-7055	79107-7130	79107-7205	79107-7255	79107-7330
	14	79107-7006	79107-7056	79107-7131	79107-7206	79107-7256	79107-7331
	16	79107-7007	79107-7057	79107-7132	79107-7207	79107-7257	79107-7332
	18	79107-7008	79107-7058	79107-7133	79107-7208	79107-7258	79107-7333
	20	79107-7009	79107-7059	79107-7134	79107-7209	79107-7259	79107-7334
	22	79107-7010	79107-7060	79107-7135	79107-7210	79107-7260	79107-7335
	24	79107-7011	79107-7061	79107-7136	79107-7211	79107-7261	79107-7336
	26	79107-7012	79107-7062	79107-7137	79107-7212	79107-7262	79107-7337
	28	79107-7013	79107-7063	79107-7138	79107-7213	79107-7263	79107-7338
	30	79107-7014	79107-7064	79107-7139	79107-7214	79107-7264	79107-7339
	32	79107-7015	79107-7065	79107-7140	79107-7215	79107-7265	79107-7340
	34	79107-7016	79107-7066	79107-7141	79107-7216	79107-7266	79107-7341
	36	79107-7017	79107-7067	79107-7142	79107-7217	79107-7267	79107-7342
	38	79107-7018	79107-7068	79107-7143	79107-7218	79107-7268	79107-7343
	40	79107-7019	79107-7069	79107-7144	79107-7219	79107-7269	79107-7344
	42	79107-7020	79107-7070	79107-7145	79107-7220	79107-7270	79107-7345
	44	79107-7021	79107-7071	79107-7146	79107-7221	79107-7271	79107-7346
46	79107-7022	79107-7072	79107-7147	79107-7222	79107-7272	79107-7347	
48	79107-7023	79107-7073	79107-7148	79107-7223	79107-7273	79107-7348	
50	79107-7024	79107-7074	79107-7149	79107-7224	79107-7274	79107-7349	

**MILLI-GRID™
2.00MM (0.79")
PITCH
INTERCONNECT
SYSTEM >**



*Vertical dual row
SMT top entry
receptacle*

BOARD-TO-BOARD SYSTEM							
Description	Peg	No					
	Mates With	Series 87831, 87832 And 87833 Headers					
	Packaging	Tube	Tape And Reel With Cap	Tape And Reel	Tube	Tape And Reel With Cap	Tube
	Plating	15µ" Gold			30µ" Gold		Gold Flash
Circuits	Lead-Free Order No.						
4	79109-1001	79109-8401	-	79109-1051	79109-8451, 79109-9104	79109-1101	
6	79109-1002	79109-8402	Available, Contact GPM	79109-1052	79109-8452	79109-1102	
8	79109-1003	79109-8403, 79109-9208	-	79109-1053	79109-8453	79109-1103	
10	79109-1004	79109-8404, 79109-9210	-	79109-1054	79109-8454	79109-1104	
12	79109-1005	79109-8405, 79109-9212	-	79109-1055	79109-8455	79109-1105	
14	79109-1006	79109-8406, 79109-9214	-	79109-1056	79109-8456	79109-1106	
16	79109-1007	79109-8407	-	79109-1057	79109-8457	79109-1107	
18	79109-1008	79109-8408	-	79109-1058	79109-8458	79109-1108	
20	79109-1009	79109-8409	79109-9005	79109-1059	79109-8459	79109-1109	
22	79109-1010	79109-8410	-	79109-1060	79109-8460	79109-1110	
24	79109-1011	79109-8411	-	79109-1061	79109-8461	79109-1111	
26	79109-1012	79109-8412	-	79109-1062	79109-8462	79109-1112	
28	79109-1013	79109-8413	-	79109-1063	79109-8463	79109-1113	
30	79109-1014	79109-8414	-	79109-1064	79109-8464	79109-1114	
32	79109-1015	79109-8415	-	79109-1065	79109-8465	79109-1115	
34	79109-1016	79109-8416	Available, Contact GPM	79109-1066	79109-8466	79109-1116	
36	79109-1017	79109-8417	-	79109-1067	79109-8467	79109-1117	
38	79109-1018	79109-8418	-	79109-1068	79109-8468	79109-1118	
40	79109-1019	79109-8419	-	79109-1069	79109-8469	79109-1119	
42	79109-1020	79109-8420	-	79109-1070	79109-8470	79109-1120	
44	79109-1021	79109-8421	-	79109-1071	79109-8471	79109-1121	
46	79109-1022	79109-8422	-	79109-1072	79109-8472	79109-1122	
48	79109-1023	79109-8423	-	79109-1073	79109-8473	79109-1123	
50	79109-1024	79109-8424	79109-9006	79109-1074	79109-8474	79109-1124	

Description	Peg	Yes					
	Mates With	Series 87831, 87832 And 87833 Headers					
	Packaging	Tube	Tape And Reel With Cap	Tape And Reel	Tube	Tape And Reel With Cap	Tube
	Plating	15µ" Gold			30µ" Gold		Gold Flash
Circuits	Lead-Free Order No.						
4	79109-1201	79109-8601	-	79109-1251	Available, Contact GPM	79109-1301	
6	79109-1202	79109-8602	-	79109-1252	79109-8652	79109-1302	
8	79109-1203	79109-8603	-	79109-1253	79109-8653, 79109-9108	79109-1303	
10	79109-1204	79109-8604	-	79109-1254	79109-8654	79109-1304	
12	79109-1205	79109-8605	-	79109-1255	79109-8655	79109-1305	
14	79109-1206	79109-8606	-	79109-1256	79109-8656	79109-1306	
16	79109-1207	79109-8607	-	79109-1257	79109-8657	79109-1307	
18	79109-1208	79109-8608	-	79109-1258	79109-8658, 79109-9118	79109-1308	
20	79109-1209	79109-8609	-	79109-1259	79109-1259	79109-1309	
22	79109-1210	79109-8610	-	79109-1260	79109-1260	79109-1310	
24	79109-1211	79109-8611	-	79109-1261	79109-1261	79109-1311	
26	79109-1212	79109-8612	-	79109-1262	79109-1262	79109-1312	
28	79109-1213	79109-8613	-	79109-1263	79109-1263	79109-1313	
30	79109-1214	79109-8614	-	79109-1264	79109-1264	79109-1314	
32	79109-1215	79109-8615	-	79109-1265	79109-1265	79109-1315	
34	79109-1216	79109-8616	-	79109-1266	79109-1266	79109-1316	
36	79109-1217	79109-8617	-	79109-1267	79109-1267	79109-1317	
38	79109-1218	79109-8618	-	79109-1268	79109-1268	79109-1318	
40	79109-1219	79109-8619	-	79109-1269	79109-1269	79109-1319	
42	79109-1220	79109-8620	-	79109-1270	79109-1270	79109-1320	
44	79109-1221	79109-8621	-	79109-1271	79109-1271	79109-1321	
46	79109-1222	79109-8622	-	79109-1272	79109-1272	79109-1322	
48	79109-1223	79109-8623	-	79109-1273	79109-1273	79109-1323	
50	79109-1224	79109-8624	79109-9103	79109-1274	79109-1274	79109-1324	

BOARD-TO-BOARD SYSTEM						
Description	Lead-Free Order No.	Circuits	Peg	Plating	Packaging	Mates With
Vertical Dual Row Through-Hole Side Entry Receptacle	87264-XX52	XX denotes: 06, 08, 10, 12, 14, 16, 18, 20, 22, 24, 26, 28, 30, 32, 34, 36, 38, 40, 42, 44, 46, 48, 50 Circuit Sizes	No	15µ" Gold	Tube	
	87264-XX53			30µ" Gold		
	87264-XX58	XX denotes: 08 Circuit Sizes		15µ" Gold (30µ" Gold Available, Contact GPM)	Tape And Reel	
Vertical Dual Row SMT Side Entry Receptacle With Peg	87368-XX2Y	XX denotes: 08, 10, 12, 14, 16, 18, 20, 22, 24, 26, 28, 30, 32, 34, 36, 38, 40, 42, 44, 46, 48, 50 Circuit Sizes	Yes	Y denotes: 4 = 15µ" Gold 5 = 30µ" Gold 6 = Gold Flash	Tube	
	87368-6123	8		15µ" Gold	Tape And Reel (18 Circuits Available, Contact GPM)	
	87368-6122	10		30µ" Gold		
	87368-6100	12		15µ" Gold (30µ" Gold Available, Contact GPM)		
	87368-6111	22		15µ" Gold		
	87368-6104	24		30µ" Gold		
	87368-6134	44		15µ" Gold		
	87368-6135	50		30µ" Gold		
87368-6140	15µ" Gold					
Vertical Dual Row SMT Top Entry Receptacle, 4.50mm Height	87381-XXYZ	XX denotes: 06, 08, 10, 12, 14, 16, 18, 20, 22, 24, 26, 28, 30, 32, 34, 36, 38, 40, 42, 44, 46, 48, 50 Circuit Sizes	No	Z denotes: 3 = 30µ" Gold 4 = 15µ" Gold 5 = Gold Flash	Y denotes: 6 = Tube With Cap 7 = Tube	Series 87831, 87832 And 87833 Headers
	87381-9002	6		15µ" Gold	Tape And Reel With Cap	
	87381-9003	8				
	87381-9005	10				
	87381-9006	14				
	87381-9004	16		30µ" Gold	Tape And Reel With Cap	
	87381-1800	18				
	87381-2000	20				
	87381-2200	22				
	87381-3000	30		15µ" Gold	Tape And Reel	
	87381-3200	32				
	87381-3400	34				
	87381-4400	44				
	87381-4600	46		30µ" Gold	Tape And Reel	
	87381-5030	50				
	87381-5000					
87381-6000						
Vertical Dual Row SMT Top Entry Receptacle, 4.00mm Height	87381-XX07		XX denotes: 06, 08, 10, 12, 14, 16, 18, 20, 22, 24, 26, 28, 30, 32, 34, 36, 38, 40, 42, 44, 46, 48, 50 Circuit Sizes	Yes	30µ" Gold	Tube
	87381-XX08	15µ" Gold				
	87381-XX17	30µ" Gold				
	87381-XX18	15µ" Gold				
	87381-XX37	Gold Flash				
	87381-XX38		Yes			
	87381-XXYZ	XX denotes: 04, 06, 08, 10, 12, 16, 18, 20, 22, 24, 26, 28, 30, 32, 34, 36, 38, 40, 42, 44, 46, 48, 50 Circuit Sizes	Y denotes: 0 = Without Peg 1 = With Peg	Z denotes: 5 = 30µ" Gold 9 = 15µ" Gold	Tube With Cap	
	87381-141Z	14	Yes	15µ" Gold	Tape And Reel With Cap (50 Circuits Available, Contact GPM)	
87381-9013	6					
87381-9016	8					
87381-9030	10					
87381-9015	30					
Vertical Dual Row SMT Bottom Entry Receptacle With Peg	87381-XXYZ	XX denotes: 04, 06, 08, 10, 12, 14, 16, 18, 20, 22, 24, 26, 28, 30, 32, 34, 36, 38, 40, 42, 44 Circuit Sizes	Yes	Z denotes: 3 = 15µ" Gold 5 = 30µ" Gold 6 = Gold Flash	Y denotes: 0 = Tube With Cap 2 = Tube	
		XX denotes: 04, 06, 08, 10, 12, 14, 16, 18, 20, 22, 24, 26, 28, 30, 32, 34, 36, 38, 40 Circuit Sizes			Y denotes: 8 = Tape And Reel 9 = Tape And Reel With Cap	

MILLI-GRID™ 2.00MM (0.79") PITCH INTERCONNECT SYSTEM



Vertical dual row through-hole side entry receptacle



Vertical dual row SMT side entry receptacle with peg



Vertical dual row SMT top entry receptacle



Vertical dual row SMT bottom entry receptacle with peg

Get more insights at: molex.com/product/milligrd.html