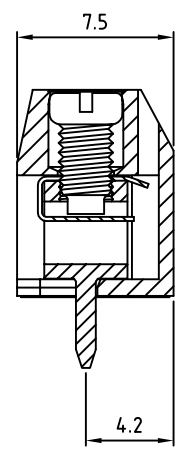
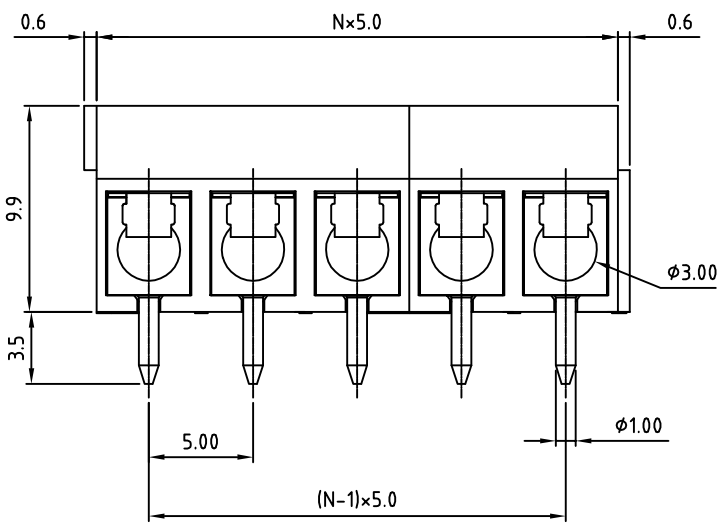
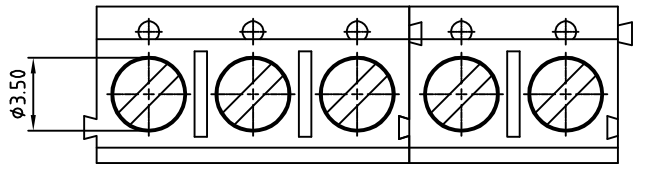


SIGN	DATE	DESCRIPTION	APPROVER
		cULus Solid wire and Stranded wire is changed.	
<i>THIS IS CAD DRAWING, DO NOT REVISE MANUALLY!!!</i>			



Material

- Terminal body
- (metal housing): Brass(CuZn)
- Terminal screw: Steel Zinc plating "--" slot type
- Wire guard: Stainless steel
- Surface of solder tail: Tin plated
- Insulator (housing): Thermoplastic (UL94V-0)

Electrical cULus/CSA/VDE

- Voltage rating: 300VAC/250VAC/250VAC
- Current rating: 15A/16A/17.5A
- Wire range: 0.75-1.5mm²
- Solid wire(AWG): 14-22/14-22
- Stranded wire(AWG): 14-22/14-22
- Torque: 2.6Lb-In/4Kgf.cm/0.4Nm
- Screw: M2.6
- Wire strip length: 6-7mm
- Withstanding Voltage: 1.6KV/1.5KV/2KV
- Operating temperature: -30°C to +105°C
- Soldering temperature: 250°C±10°C/5 Sec
- Safety approval:

RoHS Compliant

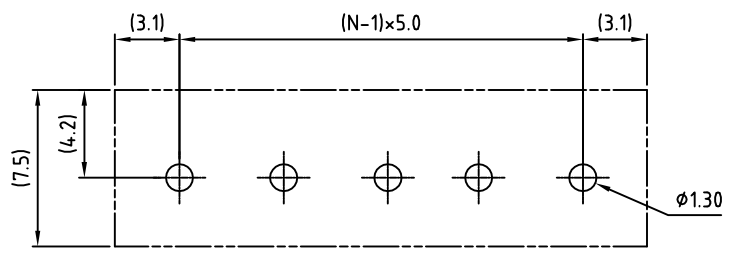
PART NUMBER:

OSTTCXX0162

No. of Poles
 02: 02 Poles
 03: 03 Poles
 ...
 24: 24 Poles

COLOR
 0: Black
 5: Green
 6: Blue (Standard)
 8: Grey

N=NUMBER OF POLES



RECOMMENDED PCB LAYOUT

THESE DRAWINGS AND SPECIFICATIONS ARE THE PROPERTY OF ON-SHORE TECHNOLOGY, INC. AND SHALL NOT BE REPRODUCED, COPIED OR USED IN ANY MANNER WITHOUT THE PRIOR WRITTEN CONSENT OF ON-SHORE TECHNOLOGY, INC.



TITLE		OSTTC-5.0 Series 2-Interlock			
PART NO.	OSTTCXX0162	DWG NO.	OSTTCXX0162.DWG		
APPROVED	CHECKED	DESIGNED	DRAWN	CUST NO.	Tolerance
	Marvin 2006.08.01	Marvin 2006.08.01	Marvin 2006.08.01		X. ±0.50 X.X ±0.30 X.XX ±0.10 X° ±1°
				 UNIT: mm SCALE: NONE SHEET: 01/01 REV.: D	