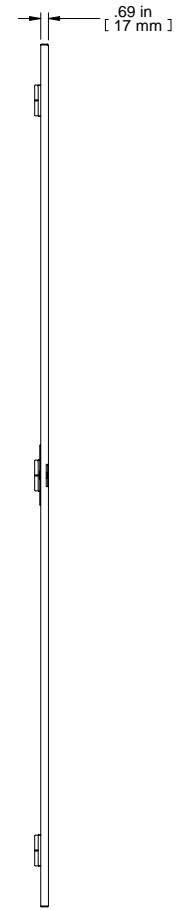




FRONT VIEW



R.S. VIEW



BOTTOM VIEW



ISOMETRIC

Item Number	Title	Quantity
1	SOLID DOOR PANEL	1
2	HINGE L.H. 180 DEG OPENING	3
3	BLACK PLASTIC HANDLE	1
4	LOC C/W .531 H CAM DWS220-9208	1

PART NUMBERS

C4DF3077SBK1 | PAINTED BLACK TEXTURED

NOTES

Français

Pour tous les détails sur nos produits, svp veuillez consulter notre site www.hammondmg.com
 Data subject to change without notice. Isometric drawing not to scale.
 Les données sont sujettes à changement sans préavis.

HAMMOND MANUFACTURING®
www.hammondmg.com
 PART NO. **C4DF3077S**