

Contact insert - HC-B06-I-TPT-F - 1423016

Please be informed that the data shown in this PDF Document is generated from our Online Catalog. Please find the complete data in the user's documentation. Our General Terms of Use for Downloads are valid (<http://phoenixcontact.com/download>)



Contact insert, number of positions: 6+PE, size: B6, number of connections per position: 2, Socket, Push-in connection, 500 V, 10 A, 0.25 mm² ... 1.5 mm², application: Power

Why buy this product

- For fast coding with plastic profile



Key Commercial Data

Packing unit	1 STK
GTIN	
GTIN	4055626322599

Technical data

General

Note	for housing HC-B 6
Connection method	Push-in connection
Number of connections per position	2
Degree of pollution	3
Overvoltage category	III
Number of positions	6+PE
Insertion/withdrawal cycles	≥ 500
Size	B6
Contact numbering	1 - 6
Conductor cross section	0.25 mm ² ... 1.5 mm ² (with ferrule)
Connection cross section AWG	26 ... 16 (with ferrule)
Stripping length of the individual wire	8 mm ±1 mm
Assembly instructions	Coding also using the CP-HC (1686478) coding profiles. HC-B6../ HC-B10..for two coding profiles. HC-B16../ HC-B24..for four coding profiles.
Connection	Connectors may only be actuated when there is no load/voltage.

Contact insert - HC-B06-I-TPT-F - 1423016

Technical data

Ambient conditions

Ambient temperature (operation)	-40 °C ... 125 °C
---------------------------------	-------------------

Material data

Contact material	Copper alloy
Contact surface material	Ag
Contact carrier material	PC

Electrical characteristics

Rated voltage (III/3)	500 V
Rated surge voltage	6 kV
Rated current	10 A

Standards and Regulations

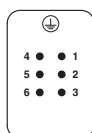
Constructional and testing regulations	DIN EN 61984
	DIN EN 60664
	IEC 60352
Flammability rating according to UL 94	V0

Environmental Product Compliance

China RoHS	Environmentally Friendly Use Period = 50
	For details about hazardous substances go to tab "Downloads", Category "Manufacturer's declaration"

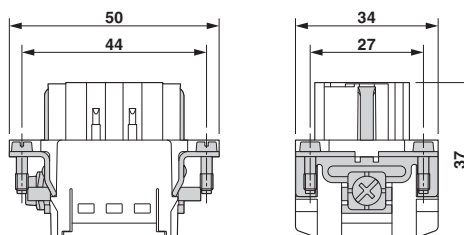
Drawings

Schematic diagram

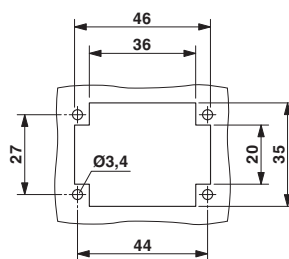


Connector pin assignment, connection side

Dimensional drawing



Dimensional drawing



Mounting cutout when used without housing

Contact insert - HC-B06-I-TPT-F - 1423016

Approvals

Approvals

Approvals

EAC / CSA / UL Recognized

Ex Approvals

Approval details

EAC		EAC-Zulassung
-----	--	---------------

CSA		http://www.csagroup.org/services-industries/product-listing/	13631
Nominal voltage UN		600 V	
Nominal current IN		11 A	
mm ² /AWG/kcmil		16	

UL Recognized		http://database.ul.com/cgi-bin/XYV/template/LISEXT/1FRAME/index.htm	E118976
Nominal voltage UN		600 V	
Nominal current IN		14 A	
mm ² /AWG/kcmil		16	

Phoenix Contact 2018 © - all rights reserved
<http://www.phoenixcontact.com>

PHOENIX CONTACT GmbH & Co. KG
Flachsmarktstr. 8
32825 Blomberg
Germany
Tel. +49 5235 300
Fax +49 5235 3 41200
<http://www.phoenixcontact.com>