

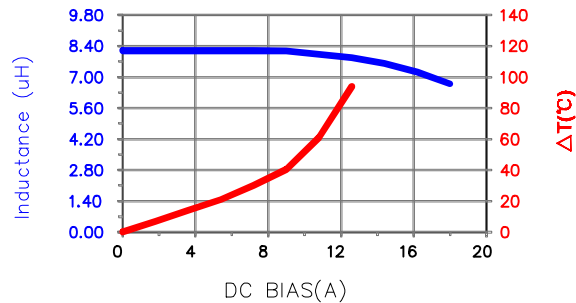
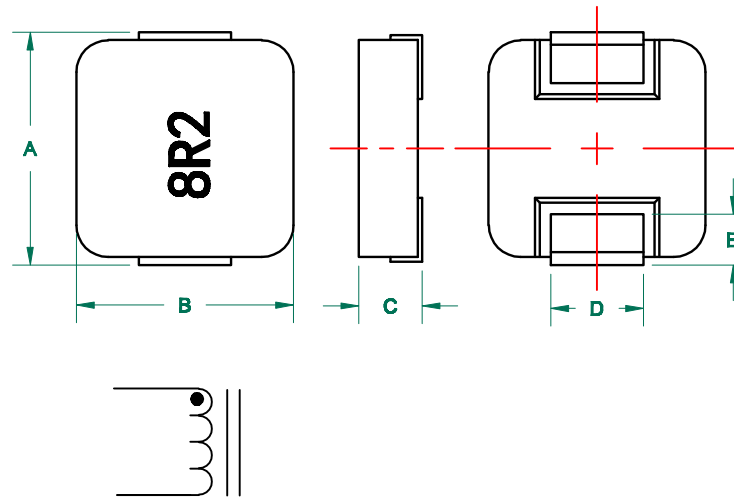
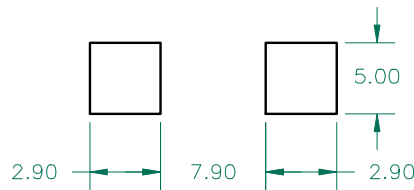
# MGV12038R2M-10



## PHYSICAL DIMENSIONS:

A	13.50	±	0.50
B	12.60	±	0.30
C	3.50	±	0.30
D	3.60	±	0.50
E	2.30	±	0.50

## LAND PATTERNS FOR REFLOW SOLDERING



## ELECTRICAL SPECIFICATION @ 25°C

	Min	Nom	Max
INDUCTANCE (uH)			
L @ 100 KHz/0.25V ± 20%	6.56	8.20	9.84
DCR (Ω)			0.028

Saturation Current <sup>3</sup> Isat (A)	16.00
Temperature Rise Current Irms <sup>4</sup> (A)	8.50

## NOTES: UNLESS OTHERWISE SPECIFIED

- COMPONENTS SHOULD BE ADEQUATELY PREHEATED BEFORE SOLDERING.
- OPERATION TEMPERATURE RANGE:  
-40°C~+125°C (INCLUDING SELF-HEATING).
- SATURATION CURRENT Isat IS DEFINED AS MAXIMUM AMOUNT OF CURRENT BY WHICH INDUCTANCE WILL DROP BY TYPICAL VALUE OF 25% OF INITIAL INDUCTANCE (Ta=25±5°C).
- TEMPERATURE RISE CURRENT (Irms):DC CURRENT THAT CAUSES THE TEMPERATURE RISE (ΔT ≤40°C) FROM 25°C AMBIENT.

DIMENSIONS ARE IN mm.				This print is the property of Laird Tech. and is loaned in confidence subject to return upon request and with the understanding that no copies shall be made without the written consent of Laird Tech. All rights to design or invention are reserved.		<b>Laird</b>	
PROJECT/PART NUMBER:	MGV12038R2M-10			REV	A	PART TYPE:	POWER INDUCTOR
DATE:	05/14/13	QIU	INT	SCALE:	NTS	DRAWN BY: QIU	
REV	A	DESCRIPTION	ORIGINAL DRAFT	DATE	05/14/13	TOOL #	-
REV		DESCRIPTION		DATE			
				CAD #	MGV12038R2M-10-A	SHEET: 1 of 1	

**UNCONTROLLED DOCUMENT**