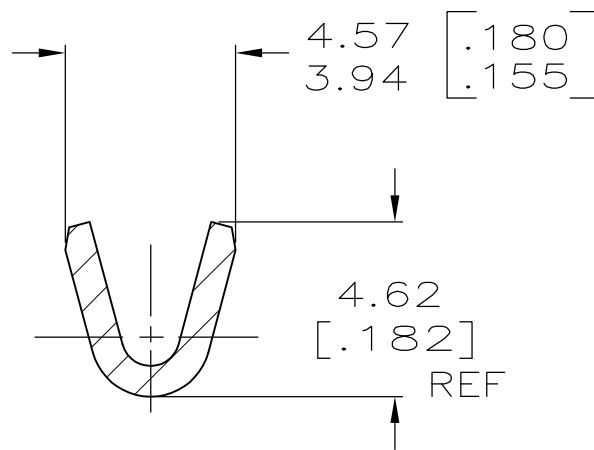
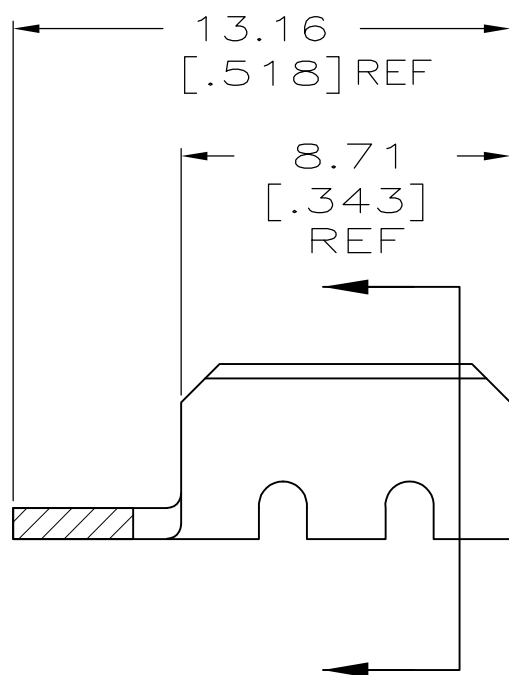
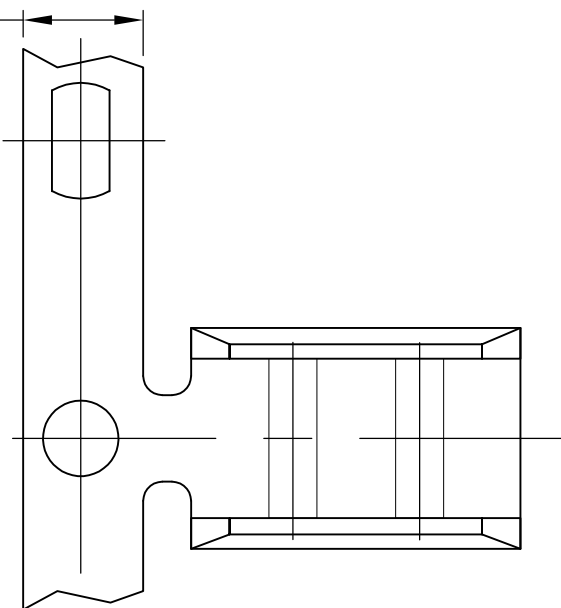


THIS DRAWING IS UNPUBLISHED. RELEASED FOR PUBLICATION

© COPYRIGHT BY TYCO ELECTRONICS CORPORATION. ALL RIGHTS RESERVED.

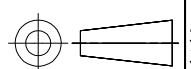
LOC	DIST	REVISIONS					
AF	50	P	LTR	DESCRIPTION	DATE	DWN	APVD
			H1	REVISED PER ECR-07-031139	20FEB08	HMR	GP

3.18  
[.125]



- 1 CONTINUOUS STRIP ON REELS
- 2 STRAIN RELIEF FOR 1.14 [.045] DIA STRANDED STEEL CABLE.
- 3 MATERIAL THICKNESS IS 0.81±0.025 [.032±.001].
- 4 REF CRIMPING INFO: 3.30 [.130] F CRIMP WIDTH AT 1.93±0.05 [.076±.002] CRIMP HEIGHT TO MEET 80 LB MIN CRIMP TENSILE REQ.
- 5 PRELIMINARY - NOT FOR PRODUCTION
- 6 PREPRODUCTION - FASR REQ
- 7 0.77±0.025 [.0305±.001] THK MATERIAL

	-	7 PHOS BRONZE, H04 TEMPER	1217440-8
OBSOLETE	0.00508 [.000200] MIN TIN OVER 0.00508 [.000200] MIN NICKEL	3 CRS STEEL, TEMPER 2	6 1217440-3
	-	3 STAINLESS STEEL, TEMPER ANL	5 1217440-2
OBSOLETE	0.00254 [.000100] MIN NICKEL	3 CRS STEEL, TEMPER 2	1217440-1

FINISH		MATERIAL		PART NO.
THIS DRAWING IS A CONTROLLED DOCUMENT.		DWN	JR RUTH	10JUL00
DIMENSIONS: mm [INCHES] 		CHK	MS FEHER	10JUL00
		APVD	G PORTA	10JUL00
TOLERANCES UNLESS OTHERWISE SPECIFIED: 0 PLC ± - 1 PLC ± - 2 PLC ± 0.25 [.010] 3 PLC ± - 4 PLC ± - ANGLES ± -		PRODUCT SPEC	NAME	
MATERIAL SEE TABLE		FINISH	SEE TABLE	
		APPLICATION SPEC	SPECIAL STRAIN RELIEF	
		WEIGHT	-	
		SIZE	A3	CAGE CODE 00779
		DRAWING NO	G-1217440	
		RESTRICTED TO	-	
		CUSTOMER DRAWING	SCALE 5:1	SHEET 1 OF 1
			REV H1	