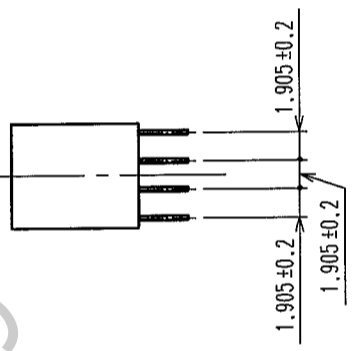
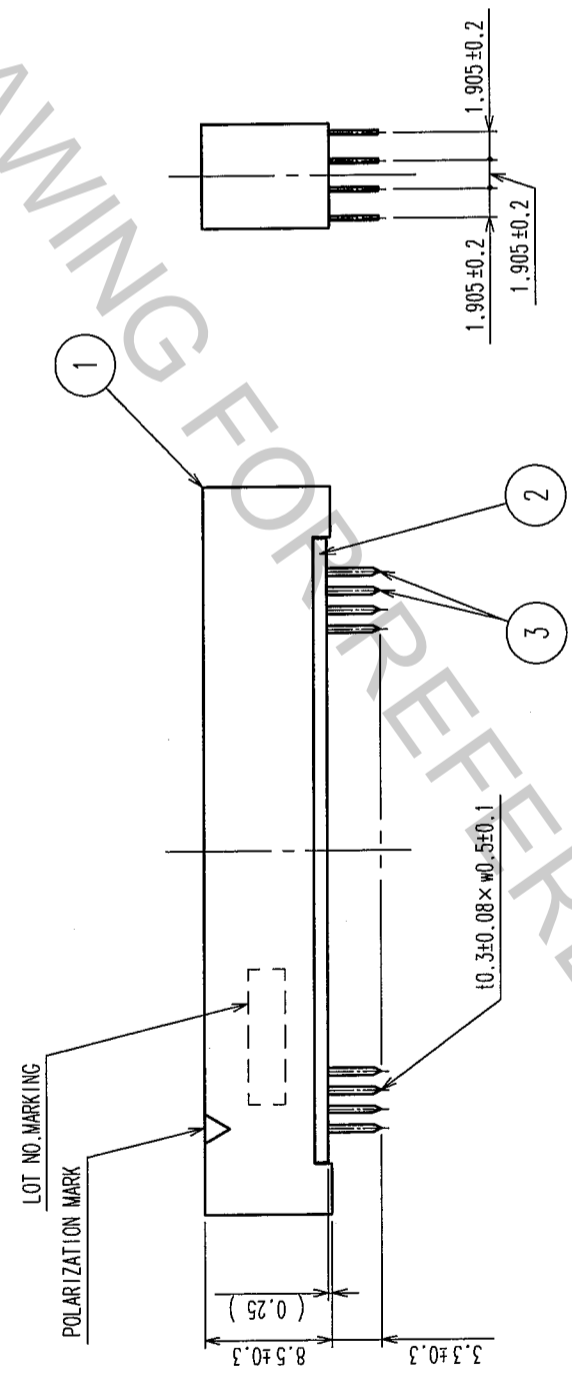
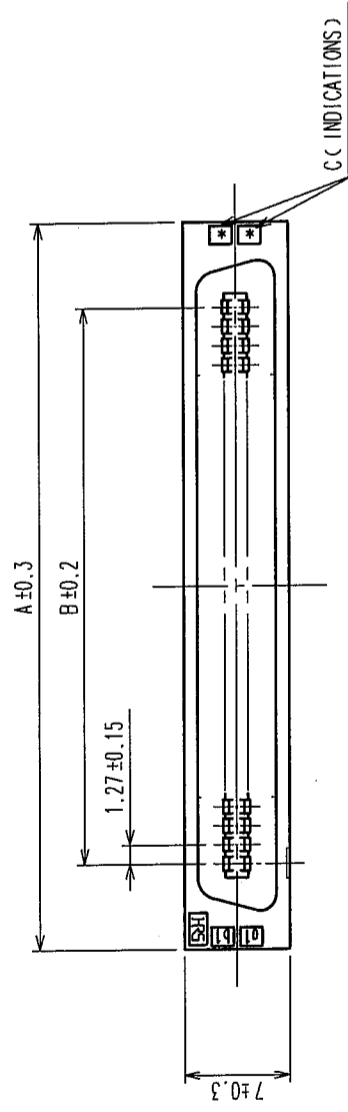


COUNT	DESCRIPTION OF REVISIONS	BY	CHKD	DATE	COUNT	DESCRIPTION OF REVISIONS	BY	CHKD	DATE
△					△				
△					△				
△					△				

RECOMMEND PC BOARD HOLE PATTERN (MOUNTING SIDE)
t=1.6



HRS DRAWING FOR REFERENCE

PART No.	CODE No.	A	B	C
FX2C-20P-1.27DSA(71)	CL572-2201-8-71	20	22.75	11.43
FX2C-32P-1.27DSA(71)	CL572-2202-0-71	32	30.37	19.05
FX2C-40P-1.27DSA(71)	CL572-2203-3-71	40	35.45	24.13
FX2C-52P-1.27DSA(71)	CL572-2204-6-71	52	43.07	31.75
FX2C-60P-1.27DSA(71)	CL572-2205-9-71	60	48.15	36.83
FX2C-68P-1.27DSA(71)	CL572-2206-1-71	68	53.23	41.91
FX2C-80P-1.27DSA(71)	CL572-2207-4-71	80	60.85	49.53
FX2C-100P-1.27DSA(71)	CL572-2208-7-71	100	73.55	62.23
FX2C-120P-1.27DSA(71)	CL572-2209-0-71	120	86.25	74.93

NOTES 1. THE DIMENSIONS IN PARENTHESES ARE FOR REFERENCE.
2. NUMBER OF PIN.

2	POLYAMIDE	BLACK	UL94V-0	3	PHOSPHOR BRONZE	CONTACT AREA: GOLD 0.2μ m min
1	POLYAMIDE	BLACK	UL94V-0			DIP AREA: TIN-PLATING 2μ m min
NO.	MATERIAL	FINISH, REMARKS	NO.	MATERIAL	FINISH, REMARKS	UNDER PLATING: NICKEL 2μ m min
CODE NO. (OLD)	DRAWN		DESIGNED	CHECKED	APPROVED	RELEASED
CL	I.OKAYAMA		K.NAKAMURA	H.OKAWA	H.OKAWA	
	04.06.02		04.06.02	04.06.09	04.06.09	

DRAWING NO.		PART NO.	
EDC3-083045-21		FX2C-**-P-1.27DSA(71)	
SCALE	FREE	CODE NO.	CL572
UNITS	mm	HIROSE ELECTRIC CO., LTD	

TO	
PCK	