

Inline function terminal - IB IL RS 485-ECO - 2702141

Please be informed that the data shown in this PDF Document is generated from our Online Catalog. Please find the complete data in the user's documentation. Our General Terms of Use for Downloads are valid (<http://phoenixcontact.com/download>)



Inline ECO communication terminal, for serial data transmission, 1 serial input and output channel in RS-485 format, with connector plug

Product Description


The terminal is designed for use within an Inline station.
The terminal is used to operate standard I/O devices with serial interfaces on a bus system.
Inline ECO terminals are approved for the temperature range from 0°C to +55°C. The electronics base and Inline connector are supplied as standard.

Why buy this product

- ✓ One serial input and output channel in RS-485 format
- ✓ Data is transmitted in transparent mode
- ✓ Transmission speeds can be set up to 38400 Baud
- ✓ Number of data bits, stop bits and parity can be set
- ✓ Parameterization via process data



Key Commercial Data

Packing unit	1 STK
GTIN	 4 046356 983235
GTIN	4046356983235

Technical data

Note

Utilization restriction	EMC: class A product, see manufacturer's declaration in the download area
-------------------------	---------------------------------------------------------------------------

Dimensions

Width	12.2 mm
Height	119.8 mm
Depth	71.5 mm

Connection data

Inline function terminal - IB IL RS 485-ECO - 2702141

Technical data

Connection data

Designation	Inline connector
Connection method	Spring-cage connection
Conductor cross section solid min.	0.08 mm ²
Conductor cross section solid max.	1.5 mm ²
Conductor cross section flexible min.	0.08 mm ²
Conductor cross section flexible max.	1.5 mm ²
Conductor cross section AWG min.	28
Conductor cross section AWG max.	16
Stripping length	8 mm

Ambient conditions

Ambient temperature (operation)	0 °C ... 55 °C
Ambient temperature (storage/transport)	-25 °C ... 85 °C
Permissible humidity (operation)	10 % ... 95 % (according to DIN EN 61131-2)
Permissible humidity (storage/transport)	10 % ... 95 % (according to DIN EN 61131-2)
Air pressure (operation)	70 kPa ... 106 kPa (up to 3000 m above sea level)
Air pressure (storage/transport)	70 kPa ... 106 kPa (up to 3000 m above sea level)
Degree of protection	IP20

General

Mounting type	DIN rail
Net weight	86.1 g
Note on weight specifications	with connector

Interfaces

Designation	Inline local bus
Connection method	Inline data jumper
Transmission speed	500 kbps
Interface	RS-485
Connection method	Spring-cage connection
Transmission physics	Copper
Data bits	6 ... 8
Stop bits	1 or 2
Input buffer	4 kByte
Output buffer	1 kByte

Inline potentials

Designation	Communications power (U _L)
Supply voltage	7.5 V DC (via voltage jumper)
Current consumption	typ. 70 mA
	max. 85 mA
Power consumption	typ. 525 mW (at U _L)

Inline function terminal - IB IL RS 485-ECO - 2702141

Technical data

Serial input/output channel

Parity	Even, odd or no parity
Transmission type	Transparent mode

Electrical isolation

Test section	Serial interface/7.5 V supply (bus logic) 500 V AC 50 Hz 1 min.
	Serial interface/24 V supply U_M 500 V AC 50 Hz 1 min.
	Serial interface/functional earth ground 500 V AC 50 Hz 1 min.
	7.5 V supply (bus logics) / functional earth ground 500 V AC 50 Hz 1 min.
	24 V supply (U_M)/functional earth ground 500 V AC 50 Hz 1 min.

Standards and Regulations

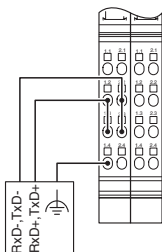
Protection class	III, IEC 61140, EN 61140, VDE 0140-1
------------------	--------------------------------------

Environmental Product Compliance

China RoHS	Environmentally friendly use period: unlimited = EFUP-e
	No hazardous substances above threshold values

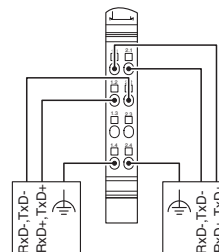
Drawings

Connection diagram



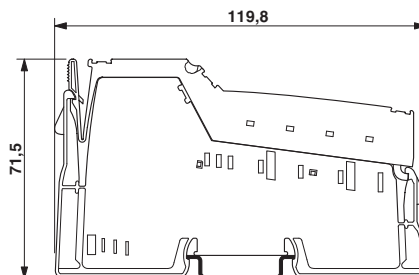
Inline terminal as network end point

Connection diagram



Inline terminal in the network center

Dimensional drawing



Inline function terminal - IB IL RS 485-ECO - 2702141

Approvals




Approvals

Approvals

UL Listed / cUL Listed / cULus Listed

Ex Approvals

Approval details

UL Listed		http://database.ul.com/cgi-bin/XYV/template/LISEXT/1FRAME/index.htm	FILE E 238705
cUL Listed		http://database.ul.com/cgi-bin/XYV/template/LISEXT/1FRAME/index.htm	FILE E 238705
cULus Listed			

Phoenix Contact 2018 © - all rights reserved
<http://www.phoenixcontact.com>

PHOENIX CONTACT GmbH & Co. KG
Flachsmarktstr. 8
32825 Blomberg
Germany
Tel. +49 5235 300
Fax +49 5235 3 41200
<http://www.phoenixcontact.com>