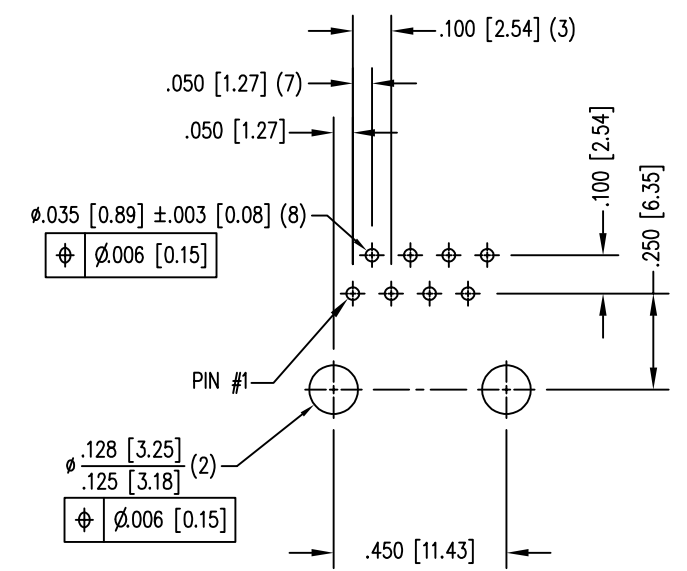
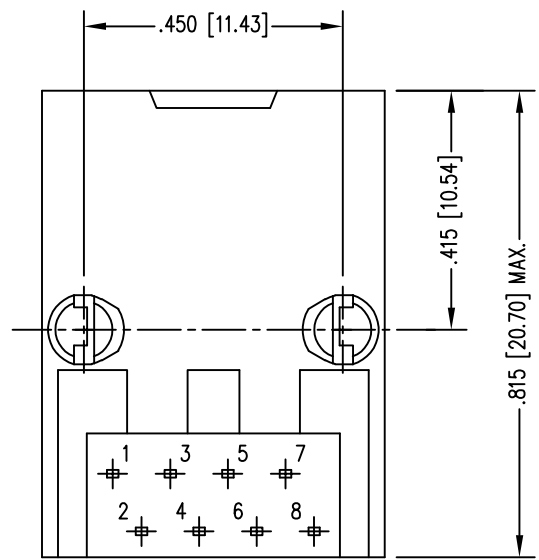
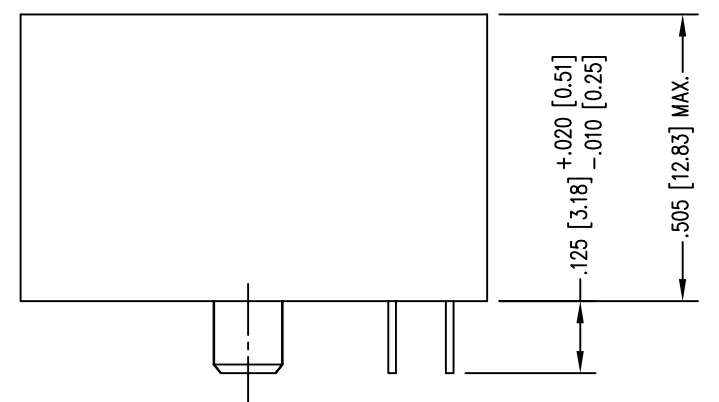
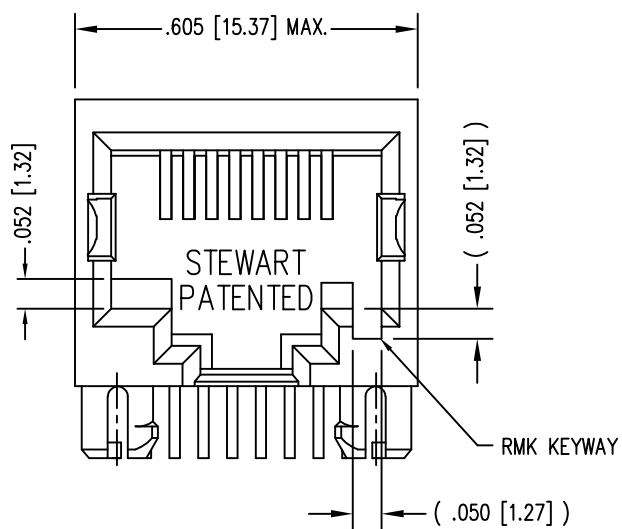


| DATE | REV | ECN | APP'D. BY |
|--------|-----|-------|-----------|
| 3-8-16 | C6 | 10593 | TRM |
| 4-9-18 | C7 | 11222 | TRM |
| | | | |
| | | | |



P.C.B. RECOMMENDED HOLE LAYOUT
SEEN FROM COMPONENT SIDE
ALL CENTERLINE DIMENSIONS ARE BASIC.

- NOTES:
- CONNECTOR MATERIALS:
HOUSING: THERMOPLASTIC UL94 V-0
CONTACTS/SHIELD: COPPER ALLOY
SHIELD PLATING: NICKEL OR TIN
CONTACT PLATING: SELECTIVE GOLD IN CONTACT AREA
SEE CHART FOR PART NUMBER
 - FOR PRODUCT SPECIFICATIONS SEE PR022-01.
 - DIMENSIONS AND TOLERANCES COMPLY WITH TIA-1096 STANDARD.

| | |
|-----------------------------------|----------------|
| 30 MICRO-INCHES [0.76um] | SS-6488-NF-RMK |
| CONTACT PLATING IN MATING AREA | PART NUMBER |

| | | |
|---|--|---|
| THIRD ANGLE PROJECTION | stewart CONNECTOR a bel group | 1118 Susquehanna Trail South Glen Rock, PA 17327-9199 (717) 235-7512 http://www.stewartconnector.com |
| DO NOT SCALE DRAWING DRAWING IS SUBJECT TO CHANGE WITHOUT NOTICE | TITLE: EIGHT CONTACT, EIGHT POSITION, UNSHIELDED JACK NON-FLANGE, RMK KEYING OPTION | |
| DIMENSIONS: INCHES [METRIC] UNLESS OTHERWISE SPECIFIED TOLERANCES ARE ±.005 [0.13] ANGLES ARE ± 1° | THIS DRAWING AND THE SUBJECT MATTER SHOWN THEREON ARE CONFIDENTIAL AND THE PROPRIETARY PROPERTY OF STEWART CONNECTOR AND SHALL NOT BE REPRODUCED, COPIED, OR USED IN ANY MANNER WITHOUT PRIOR WRITTEN CONSENT OF STEWART CONNECTOR. ONE OR MORE U.S. PATENTS MAY APPLY TO THIS PRODUCT. FOR DETAILS, PLEASE VISIT: HTTP://BELFUSE.COM/STEWART/STEWART_PATENTS/ | DRN BY: SAR DATE 2-20-03 APPD BY: RGC DATE 2-25-03 DWG NO. CT640068 REV. C7 |
| SHEET NO. 1 OF 1 | | |

