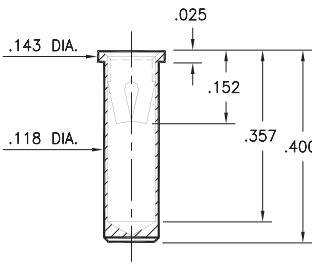
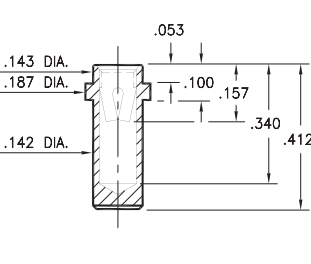
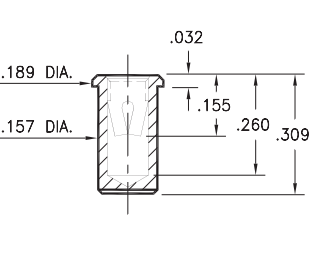
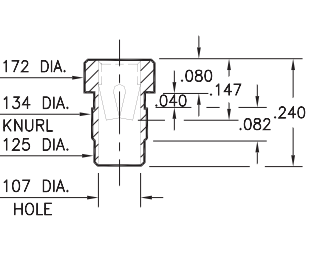
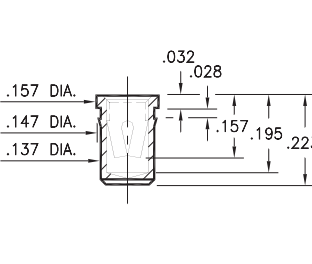
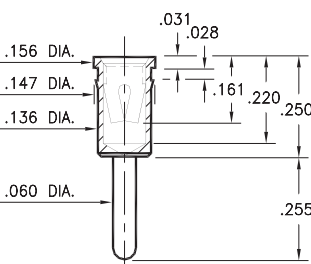
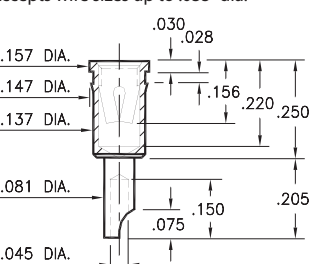
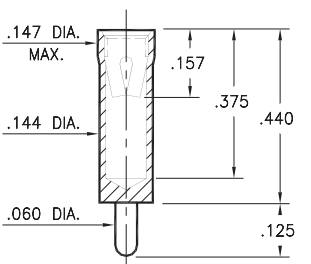
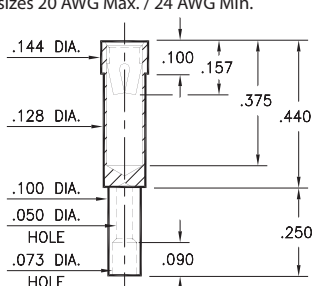
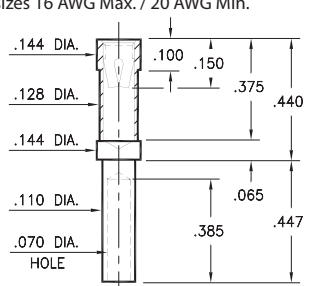
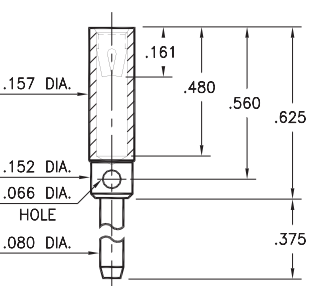
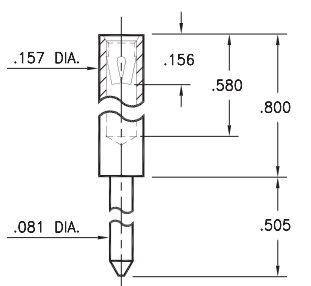


PIN RECEPTACLES

FOR .065" - .082" DIAMETER PINS

<p>0394 0394-0-15-XX-07-XX-10-0 Solder mount in .120 min. mounting hole</p> 	<p>0393 0393-0-15-XX-07-XX-10-0 Solder mount in .144 min. mounting hole</p> 	<p>0391 0391-0-15-XX-07-XX-10-0 Solder mount in .159 min. mounting hole</p> 	<p>9016 9016-0-15-XX-07-XX-10-0 Press-fit in .131 mounting hole</p> 
<p>0493 0493-0-15-XX-07-XX-10-0 Press-fit in .144 mounting hole</p> 	<p>0490 0490-0-15-XX-07-XX-04-0 Press-fit in .144 mounting hole</p> 	<p>0616 0616-0-18-XX-07-XX-10-0 Press-fit in .144 mounting hole Accepts wire sizes up to .035" dia.</p> 	<p>0387 0387-0-15-XX-07-XX-04-0 Solder mount in .063 min. mounting hole</p> 
<p>0370 0370-0-19-XX-07-XX-10-0 Wire crimp termination. Accepts wire sizes 20 AWG Max. / 24 AWG Min.</p> 	<p>4040 4040-0-19-XX-07-XX-10-0 Wire crimp termination. Accepts wire sizes 16 AWG Max. / 20 AWG Min.</p> 	<p>0491 0491-0-19-XX-07-XX-04-0 For horizontal wire termination</p> 	<p>9214 9214-0-15-XX-07-XX-10-0 Solder mount in .083 min. mounting hole</p> 

SPECIFICATIONS:

Shell Material: Brass Alloy 360, 1/2 Hard
Contact Material: Beryllium Copper Alloy 172, HT
Dimensions: Inches
Tolerances On: Lengths: ±.005
 Diameters: ±.002
 Angles: ± 2°



ORDER CODE: XXXX - X - 1X - XX - 07 - XX - XX - 0

BASIC PART #

SPECIFY SHELL FINISH:

- 01 200 μ" TIN/LEAD OVER NICKEL
- ◆ 80 200 μ" TIN OVER NICKEL (RoHS)
- ◆ 15 10 μ" GOLD OVER NICKEL (RoHS)

SPECIFY CONTACT FINISH:

- 01 200 μ" TIN/LEAD OVER NICKEL
- ◆ 80 200 μ" TIN OVER NICKEL (RoHS)
- ◆ 27 30 μ" GOLD OVER NICKEL (RoHS)

SELECT CONTACT:

#07 CONTACT (DATA ON PAGE 261)

(For alternate contact choices, see group H on page 248)

