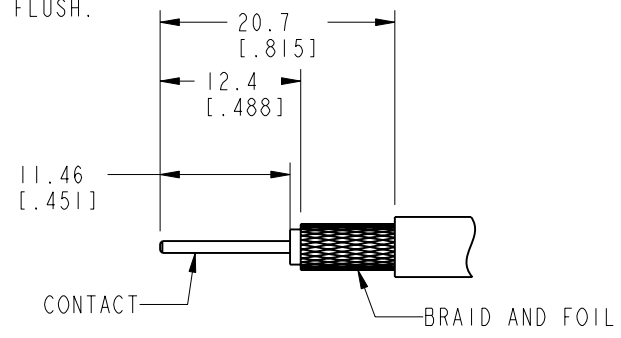


NOTES:

1. MATERIALS AND FINISHES:
 REAR BODY AND BAYONET SLEEVE - BRASS, NICKEL PLATING
 OUTER CONTACT - BeCu, NICKEL PLATING
 CONTACT - PHOSPHOR BRONZE, GOLD PLATING
 FERRULE - BRASS, NICKEL PLATING
 INSULATOR - PTFE
 INSULATOR-REAR - PTFE
 CAP - BRASS, NICKEL PLATING
2. ELECTRICAL:
 A. IMPEDANCE: 75 OHM
 B. FREQUENCY RANGE : DC - 12 GHz
 C. RETURN LOSS: -20dB DC-6 GHz
 -15dB 6-12 GHz
3. MECHANICAL:
 A. DURABILITY: 500 CYCLES MIN.
 B. TEMPERATURE : -65°C TO +165°C
4. ENVIRONMENTAL:
 A. THERMAL SHOCK PER MIL-STD-202 METHOD 107
 TEST CONDITION B (EXCEPT HIGH TEMP @200°C)
 B. VIBRATION: MIL-STD-202 METHOD 204 TEST CONDITION B
 C. SHOCK: MIL-STD-202 METHOD 213 TEST CONDITION B
 D. CORROSION: MIL-STD-202 METHOD 101
 TEST CONDITION B 5% SALT SOLUTION
5. PACKAGING:
 A. QUANTITY: SINGLE PACK
 B. MARKING: BAG TO BE MARKED:
 "AMPHENOL RF, 34-1119-12G DATE CODE"
6. HIGH DENSITY INSTALLATION/REMOVAL TOOL: 227-T2000
7. CABLE ASSEMBLY INSTRUCTIONS:
 A. TRIM CABLE AS SHOWN.
 B. SLIDE FERRULE ONTO CABLE.
 C. INSERT INSULATOR-REAR ONTO CENTER CONDUCTOR IN ORIENTATION SHOWN.
 D. INSERT CABLE WITH INSULATOR-REAR INTO CONNECTOR WITH FOIL ENTERING
 CONNECTOR AND BRAID OVER KNURL
 E. SOLDER CONTACT TO CABLE CENTER CONDUCTOR.
 F. CRIMP FERRULE WITH .324" HEX.
 G. PRESS CAP INT BODY UNTIL FLUSH.

8 SHOWS CABLE ENTRY DIMENSIONS.

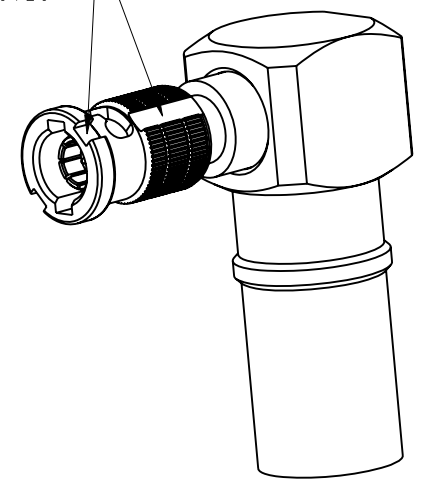
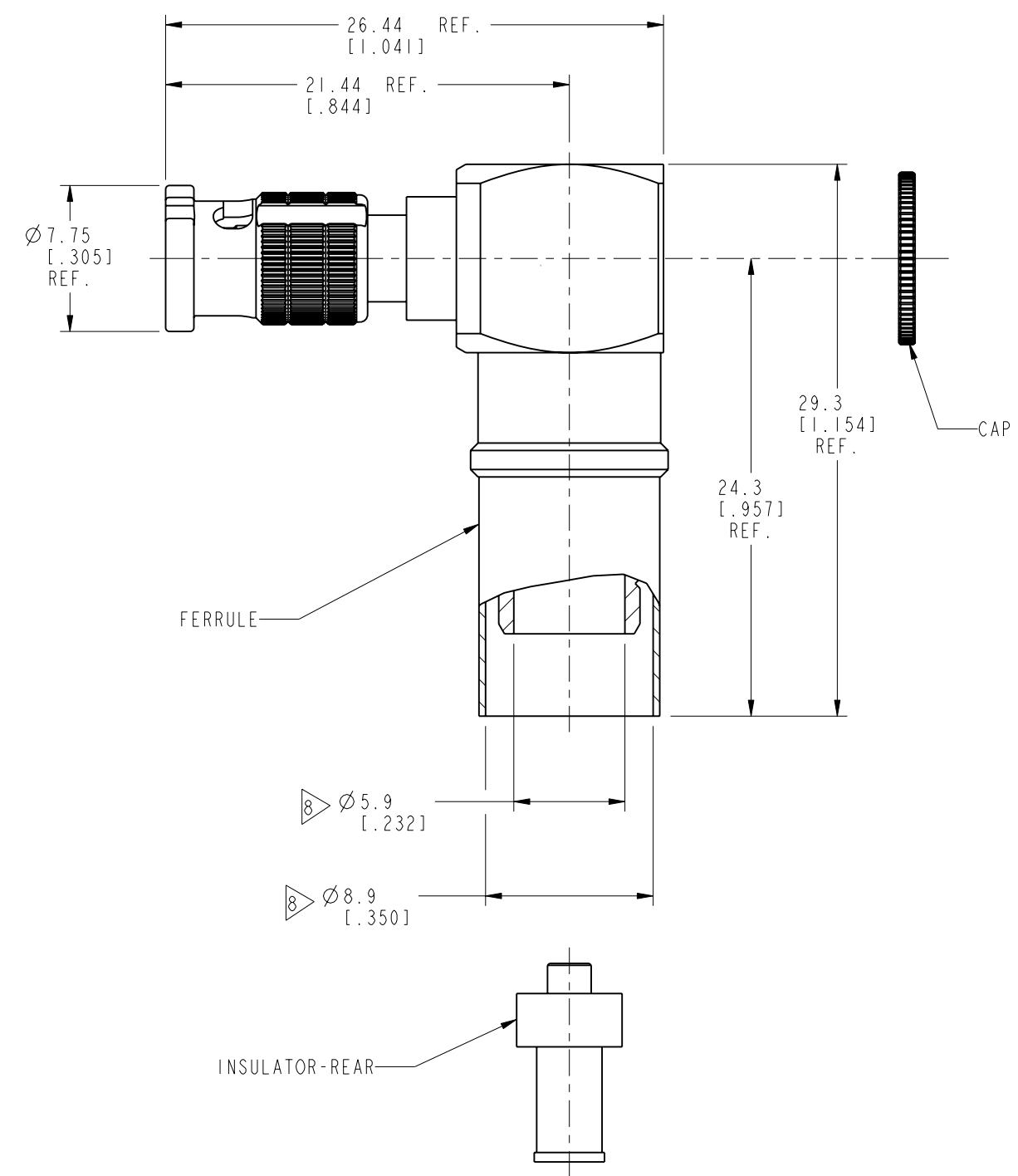


RECOMMENDED CABLE STRIPPING DIMENSIONS

THIRD ANGLE PROJ.

REVISIONS

REV	DESCRIPTION	DATE	ECO	APPR
A	RELEASE TO MFG.	15-Mar-18	07342	KCE



CUSTOMER OUTLINE DRAWING

ALL OTHER SHEETS ARE FOR INTERNAL USE ONLY

UNLESS OTHERWISE SPECIFIED, DIMENSIONS ARE IN METRIC AND TOLERANCES ARE: <0.5mm ±0.05mm 0.5 - 6mm ±0.1mm 6 - 30mm ±0.2mm 30 - 120mm ±0.3mm ANGLES ±1°	MATERIAL	DRAWN	DATE	TITLE 75 OHM HD BNC RA PLUG FOR BELDEN 4794R		Amphenol RF www.amphenolrf.com	
	SEE NOTES	K. SONG	24-Mar-18				
NOTICE - These drawings, specifications, or other data (1) are, and remain the property of Amphenol corp. (2) must be returned upon request; and (3) are confidential and not to be disclosed to any person other than those to whom they are given by Amphenol Corp. the furnishing of these drawings, specifications, or other data by Amphenol Corp., or to any other person to anyone for any purpose is not to be regarded by implication or otherwise in any manner licensing, granting rights to permitting such holder or any other person to manufacture, use or sell any product, process or design, patented or otherwise, that may in any way be related to or disclosed by said drawings, specifications, or other data.	REFERENCE	ENGINEER	DATE	SCALE: 5.0:1.0 SHEET 2 OF 2		DRAWING NO. 34-1119-12G	
	EAR # 8067	K. ELMES	01-Dec-17			ITEM NO. 34-1119-12G	
	CONFIGURATION LEVEL:	APPROVED	CAD FILE	DATE	DWG SIZE	REV	PART NO. 34-1119-12G
FINISH				B	A		