

REV. Status

PRELIMINARY
05/30/01 YS

PRELIMINARY 1
CHANGED A.3.
06/01/01 YS

PRELIMINARY 2
CHANGED A.2
AND A.4.
10/02/01 YS

ADSL TRANSFORMER FOR USE WITH CENTILLIUM CT-L53SC08 ANNEX A AND CT-L73SC08 ANNEX C IC CHIP SET

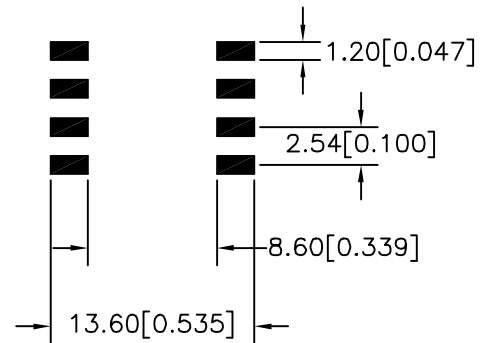
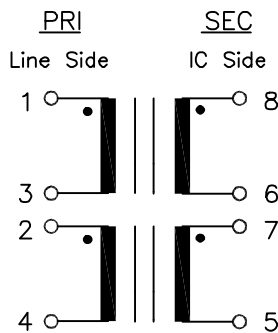
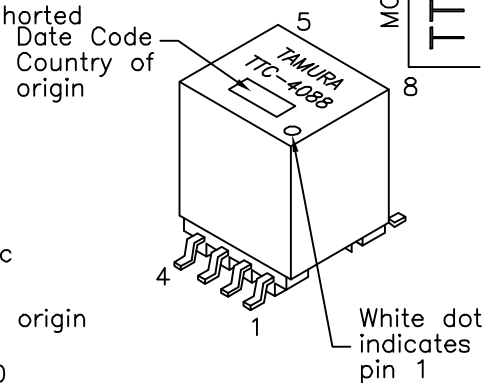
A. Electrical Specifications (@ 25°C);

1. Primary Open circuit Inductance; $850\mu\text{H} \pm 10\%$ @ 10KHz, 0.1Vrms Measured (1-4) with 2 and 3 shorted
2. Leakage Inductance; $5\mu\text{H} \text{ MAX}$ @ 100KHz, 0.1Vrms Measured (1-4) with 2 and 3, 8 and 6, 7 and 5 shorted
3. Turns Ratio; $(1-4):(8-5)=1:1 \pm 2\%$
4. DC Resistance; $1.1\Omega \text{ MAX}$ measured (1-3)
 $1.1\Omega \text{ MAX}$ measured (2-4)
 $1.5\Omega \text{ MAX}$ measured (8-6)
 $1.8\Omega \text{ MAX}$ measured (7-5)
5. Dielectric Strength; 1875Vrms 1 second @ Pri to Sec

B. Marking; TTC-4088, TAMURA, date code and country of origin

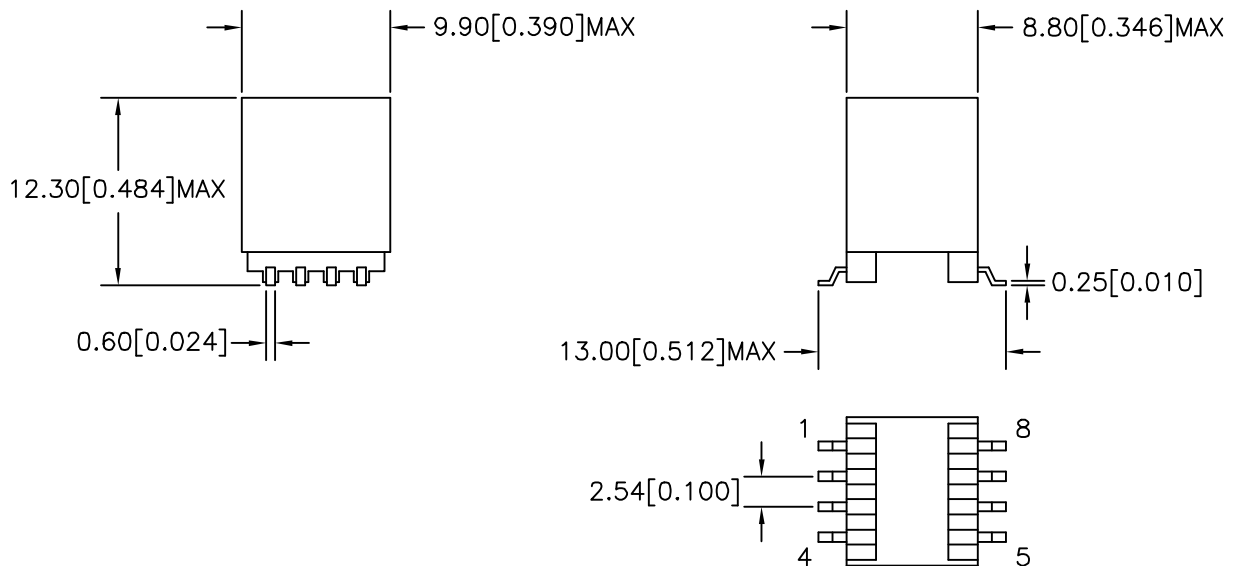
C. Safety; Complies with UL1950 3rd Edition and EN60950

D. Schematic and Mounting Footprint;



D. Mechanical Specifications;

Dimensions without tolerances are for reference only.



PREPARED BY:

D. Rund

ENGINEER:

Y. Sekiguchi

QUALITY CONTROL:

D. Kelley

APPROVED:

J. Coleman

DWG CONTROL NO.
P-A1-12823
ACAD\TTC\A1128231.DWG

REV
PR2

ADSL
TRANSFORMER

TAMURA CORPORATION OF AMERICA
43352 BUSINESS PARK DRIVE, TEMECULA, CA. 92590-6624
(909) 699-1270 FAX 9096769482

TTC-4088

MODEL SPECIFICATION

DIM: mm(In) SCL: 2/1 SH: 1 OF 1

PROPRIETARY NOTICE: THIS DRAWING PRINT OR DOCUMENT AND SUBJECT MATTER DISCLOSED HEREIN ARE PROPRIETARY ITEMS TO WHICH TAMURA RETAINS THE EXCLUSIVE RIGHT OF DISSEMINATION, REPRODUCTION, MANUFACTURE AND SALE. THIS DRAWING, PRINT OR DOCUMENT IS SUBMITTED IN CONFIDENCE FOR CONSIDERATION BY THE RECIPIENT ALONE UNLESS PERMISSION FOR FURTHER DISCLOSURE IS EXPRESSLY GRANTED IN WRITING.

MODEL NUMBER
TTC-4088