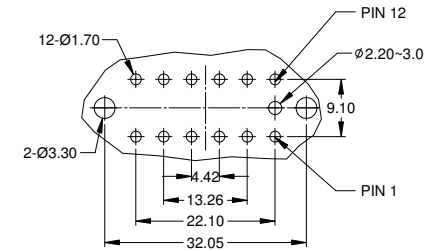
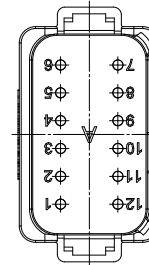
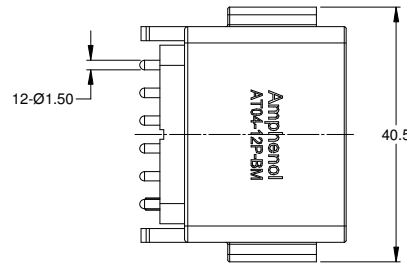
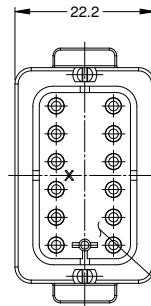
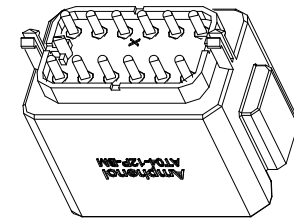
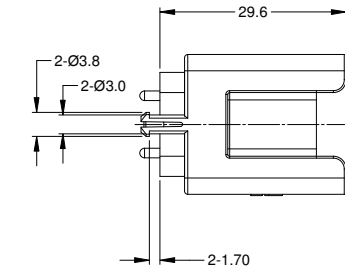
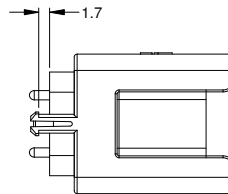


REVISIONS					
REV	ECO	DESCRIPTION	DATE	BY	APPR
A1	-	RELEASE NEW DWG FORMAT	NOV/07/15	SULLEN	TOMMY



RECOMMENDED LAYOUT
VIEW FROM COMPONENTS
SIDE OF PCB



NOTES: UNLESS OTHERWISE SPECIFIED

1. SEE SHEET 2 FOR KEY ARRANGEMENTS AND COLORS.

2. MATERIAL:
HOUSING: THERMOPLASTIC; COLOR: SEE SHEET 2
CONTACT: COPPER ALLOY

3. MODIFICATIONS: PCB MOUNT

4. SPECIFICATIONS:
3.1 CURRENT RATING: 13 AMPS
3.2 OPERATING TEMPERATURE: -55°C TO +125°C
3.3 DIELECTRIC WITHSTANDING VOLTAGE: LESS THAN 2 MILLIAMPS CURRENT LEAKAGE @ 1500 VOLTS AC.
3.4 INSULATION RESISTANCE: 1000 MEGOHMS MIN @ 25°C.
3.5 MOISTURE RESISTANCE: IP67 (MATED CONDITION)
3.6 MATING CYCLE DURABILITY: 100 CYCLES
3.7 RoHS COMPLIANT

5. MATING PART: AT06-12SX* PLUG
(X = A,B,C,D KEYS; * = MODIFICATIONS AND COLORS)

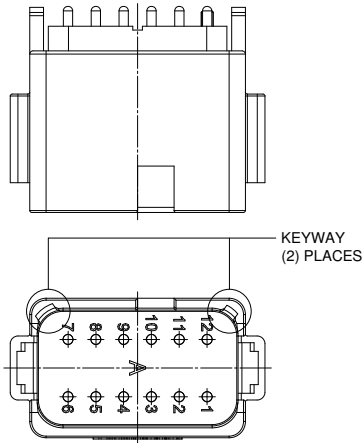
6. ALL DIMENSIONS ARE FOR REFERENCE USE ONLY.

TITLE: RECEPTACLE, 12 PIN, PCB BOARD MOUNT
DWG NO.: AT04-12PX-BMXX
REV: A1
SH: 1
OF: 2

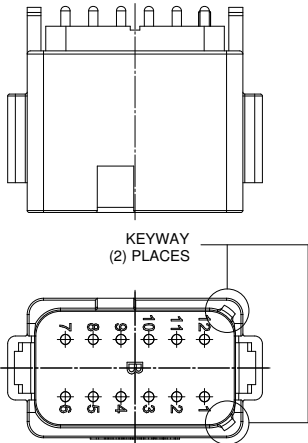
QUANTITY	PART NUMBER	DESCRIPTION	ITEM
MATERIALS LIST			
UNLESS OTHERWISE SPECIFIED 1) All dimensions are in metric (mm). 2) Tolerances are as follows: 1 PL DEC ±0.30 Fractions ±1/64 2 PL DEC ±0.15 Angles ±1° 3 PL DEC ±0.08 3) Note reference =		SIGNATURES DRAWN: SULLEN,ZHANG CHECKED: ORION,LI ENGINEER: APPROVAL: TOMMY,XIE CUSTOMER:	DATE 07/NOV/15 07/NOV/15 07/NOV/15
MATERIAL SPECIFICATIONS:		Amphenol Sine Systems - www.amphenol-sine.com 44724 Marley Drive Clinton Township, MI 48036	
PROCESS SPECIFICATIONS:		RECEPTACLE, 12 PIN, PCB, BOARD MOUNT	
NEXT ASSY:		SIZE B C-	DWG NO.: AT04-12PX-BMXX
		SCALE: NONE	REVISION A1
			SHEET 1 OF 2

REVISIONS					
REV	ECO	DESCRIPTION	DATE	BY	APPR
A1	-	RELEASE NEW DWG FORMAT	NOV/07/15	SULLEN	TOMMY

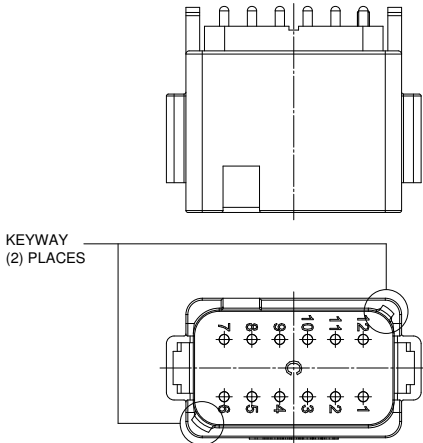
P/N AT04-12PA-BMXX
KEY-A CONFIGURATION
COLOR: GREY



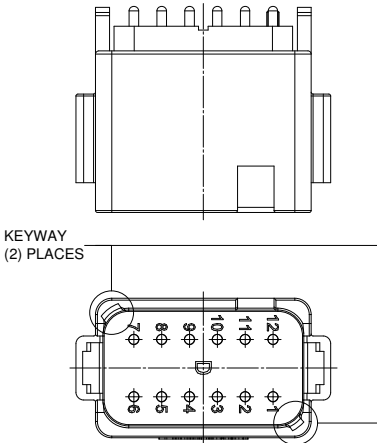
P/N AT04-12PB-BMXX
KEY-B CONFIGURATION
COLOR: BLACK



P/N AT04-12PC-BMXX
KEY-C CONFIGURATION
COLOR: GREEN



P/N AT04-12PD-BMXX
KEY-D CONFIGURATION
COLOR: BROWN



AT04-12PA-BMXX VARIANTS		
CONTACT PLATING	POTTING OR NOT IN RESERVOIR	PART NUMBER
GOLD	NO POTTING	AT04-12PA-BM01
GOLD	POTTING	AT04-12PA-BM02
NICKEL	NO POTTING	AT04-12PA-BM03
NICKEL	POTTING	AT04-12PA-BM04

AT04-12PB-BMXX VARIANTS		
CONTACT PLATING	POTTING OR NOT IN RESERVOIR	PART NUMBER
GOLD	NO POTTING	AT04-12PB-BM01
GOLD	POTTING	AT04-12PB-BM02
NICKEL	NO POTTING	AT04-12PB-BM03
NICKEL	POTTING	AT04-12PB-BM04

AT04-12PC-BMXX VARIANTS		
CONTACT PLATING	POTTING OR NOT IN RESERVOIR	PART NUMBER
GOLD	NO POTTING	AT04-12PC-BM01
GOLD	POTTING	AT04-12PC-BM02
NICKEL	NO POTTING	AT04-12PC-BM03
NICKEL	POTTING	AT04-12PC-BM04

AT04-12PD-BMXX VARIANTS		
CONTACT PLATING	POTTING OR NOT IN RESERVOIR	PART NUMBER
GOLD	NO POTTING	AT04-12PD-BM01
GOLD	POTTING	AT04-12PD-BM02
NICKEL	NO POTTING	AT04-12PD-BM03
NICKEL	POTTING	AT04-12PD-BM04

SEE PART NUMBER CHART		DESCRIPTION	ITEM
QUANTITY	PART NUMBER		
MATERIALS LIST			
<small>UNLESS OTHERWISE SPECIFIED</small> 1) All dimensions are in metric (mm). 2) Tolerances are as follows: 1 PL DEC ±0.30 Fractions ±1/64 2 PL DEC ±0.15 Angles ±1° 3 PL DEC ±0.08 3) Note reference - Δ		SIGNATURES DATE DRAWN: SULLEN ZHANG 07/NOV/15 CHECKED: ORION LI 07/NOV/15 ENGINEER: APPROVAL: TOMMY XIE 07/NOV/15 CUSTOMER:	 Sine Systems - www.amphenol-sine.com 44724 Morley Drive Clinton Township, MI 48036
MATERIAL SPECIFICATIONS: PROCESS SPECIFICATIONS: NEXT ASSY:		THIS DRAWING IS SUPPLIED FOR INFORMATION ONLY. DESIGN FEATURES, SPECIFICATIONS AND PERFORMANCE DATA SHOWN HEREON ARE THE PROPERTY OF THE AMPHENOL CORPORATION. NO RIGHTS OF REPRODUCTION ARE IMPLIED. ALL DIMENSIONS ARE SUBJECT TO NORMAL MANUFACTURING VARIATIONS.	
		SIZE: B C- TYPE: DWG NO: AT04-12PX-BMXX REVISION: A1 SCALE: NONE	SHEET 2 OF 2

TITLE: RECEPTACLE, 12 PIN, PCB BOARD MOUNT DWG NO: AT04-12PX-BMXX REV: A1 SH: 2 OF: 2