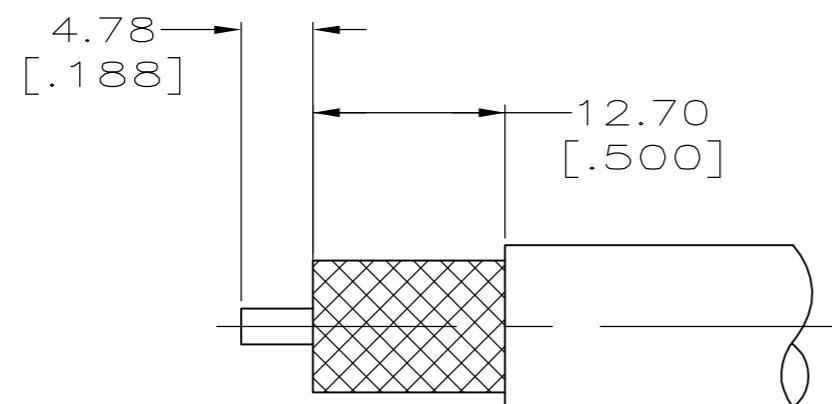
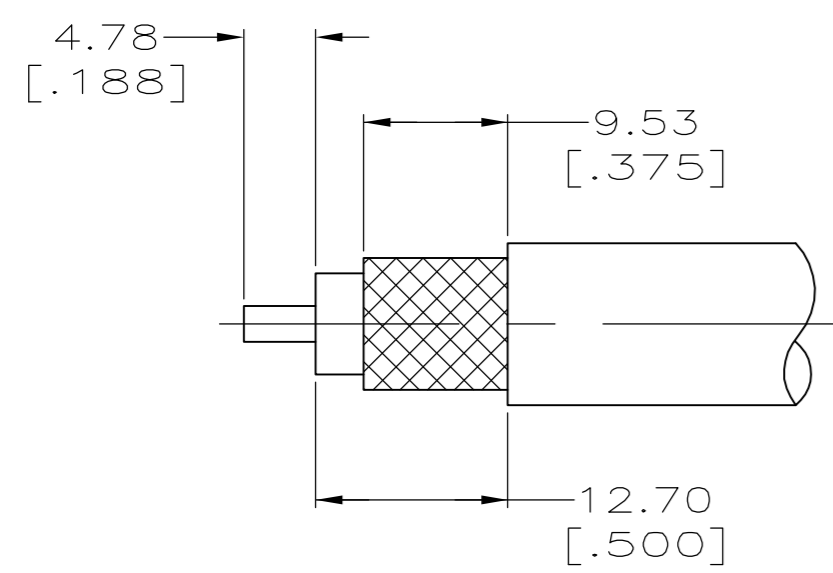


THIS DRAWING IS UNPUBLISHED. RELEASED FOR PUBLICATION
 © COPYRIGHT BY TYCO ELECTRONICS CORPORATION. ALL RIGHTS RESERVED.

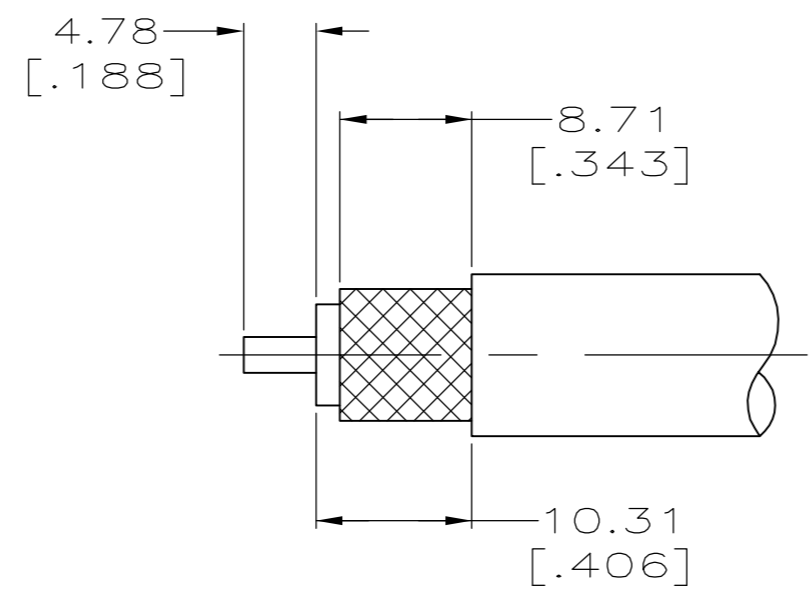
LOC	DIST	REVISIONS			
P	LTR	DESCRIPTION	DATE	DWN	APVD
AJ	16	✓ E REVISED PER EC 0514-0456-04	13DEC05	BL	JL



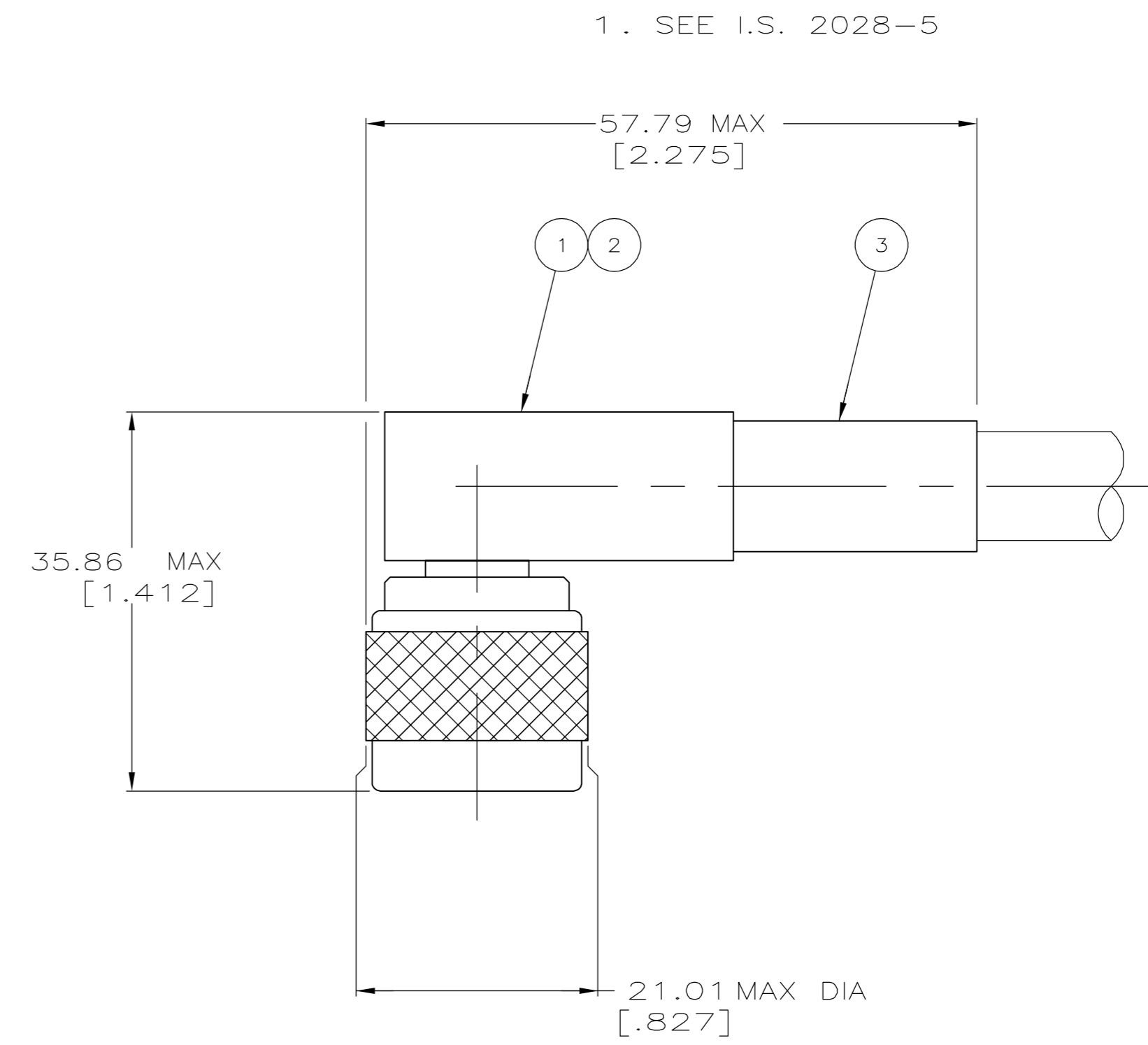
VIEW X
RECOMMENDED STRIP LENGTH
SCALE 2:1



VIEW Y
RECOMMENDED STRIP LENGTH
SCALE 2:1



VIEW Z
RECOMMENDED STRIP LENGTH
SCALE 2:1



1. SEE I.S. 2028-5

OBSOLETE	-	-	-	-	-	-	1-225669-3
	Y	RG-213/U	220015-1	9-51713-0	51704-2	225327-2	225669-2
OBSOLETE	X	RG-214/U	220015-1	9-51713-0	51704-2	225327-2	225669-1
	VIEW	CABLE SIZE	CRIMP TOOL	③ FERRULE QTY=1	② CONTACT QTY=1	① PLUG ASSY QTY=1	PART NUMBER

THIS DRAWING IS A CONTROLLED DOCUMENT.

DIMENSIONS: INCHES	TOLERANCES UNLESS OTHERWISE SPECIFIED:	DWN B. SCOTT 07-15-91	Tyco Electronics Corporation Harrisburg, PA 17105-3608
	0 PLC ± -	CHK B. MOYER 12-19-91	
	1 PLC ± -	APVD M. SNEED 01-09-92	
	2 PLC ± 0.41 [.016]	NAME PLUG, RIGHT ANGLE, SERIES N	
MATERIAL	FINISH	3 PLC ± -	SIZE A2
		4 PLC ± -	CAGE CODE 00779
		ANGLES ± -	DRAWING NO C=225669
		FINISH	RESTRICTED TO -
			SCALE 1:1
			SHEET 1 of 1
			REV E

CUSTOMER DRAWING