

## Feed-through header - MSTBV 2,5/13-G-5,08 - 1758128

Please be informed that the data shown in this PDF Document is generated from our Online Catalog. Please find the complete data in the user's documentation. Our General Terms of Use for Downloads are valid (<http://phoenixcontact.com/download>)

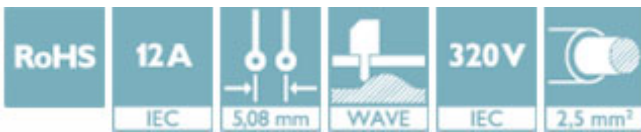
PCB headers, nominal current: 12 A, rated voltage (III/2): 320 V, number of positions: 13, pitch: 5.08 mm, color: green, contact surface: Tin, mounting: Wave soldering




The figure shows a 10-position version of the product

### Why buy this product

- ✓ Plug-in direction parallel and vertical to the PCB
- ✓ Standard pin strip for 320 V (III/2)
- ✓ Maximum flexibility when it comes to device design – one header for connectors with different connection technologies
- ✓ Well-known mounting principle allows worldwide use
- ✓ Vertical connection enables multi-row arrangement on the PCB



### Key Commercial Data

Packing unit	50 STK
GTIN	 4 017918 030339
GTIN	4017918030339

### Technical data

#### Dimensions

Length [ l ]	8.57 mm
Width	66.04 mm
Pitch	5.08 mm
Dimension a	60.96 mm
Width [ w ]	66.04 mm
Height [ h ]	15.9 mm
Constructional height	12 mm
Length of the solder pin	3.9 mm
Pin dimensions	1 x 1 mm
Length	8.57 mm

# Feed-through header - MSTBV 2,5/13-G-5,08 - 1758128

## Technical data

### General

Range of articles	MSTBV 2,5/..-G
Insulating material group	IIIa
Rated surge voltage (III/3)	4 kV
Rated surge voltage (III/2)	4 kV
Rated surge voltage (II/2)	4 kV
Rated voltage (III/3)	250 V
Rated voltage (III/2)	320 V
Rated voltage (II/2)	400 V
Connection in acc. with standard	EN-VDE
Nominal current $I_N$	12 A
Maximum load current	12 A
Insulating material	PBT
Flammability rating according to UL 94	V0
Color	green
Number of positions	13

### Standards and Regulations

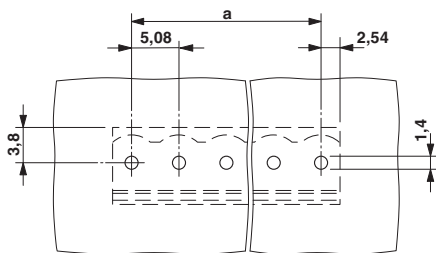
Connection in acc. with standard	EN-VDE
	CSA
Flammability rating according to UL 94	V0

### Environmental Product Compliance

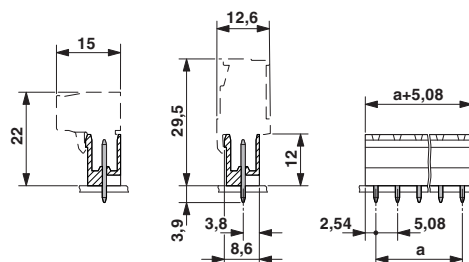
China RoHS	Environmentally friendly use period: unlimited = EFUP-e
	No hazardous substances above threshold values

## Drawings

Drilling diagram



Dimensional drawing



## Approvals

Approvals

# Feed-through header - MSTBV 2,5/13-G-5,08 - 1758128


## Approvals


Approvals


CSA / VDE Gutachten mit Fertigungsüberwachung / IECEE CB Scheme / cULus Recognized / EAC


Ex Approvals


### Approval details

CSA		<a href="http://www.csagroup.org/services-industries/product-listing/">http://www.csagroup.org/services-industries/product-listing/</a>	13631
		D	B
Nominal voltage UN		300 V	300 V
Nominal current IN		10 A	12 A

VDE Gutachten mit Fertigungsüberwachung		<a href="http://www2.vde.com/de/Institut/Online-Service/VDE-gepruefteProdukte/Seiten/Online-Suche.aspx">http://www2.vde.com/de/Institut/Online-Service/VDE-gepruefteProdukte/Seiten/Online-Suche.aspx</a>	40004701
Nominal voltage UN		250 V	
Nominal current IN		12 A	

IECEE CB Scheme		<a href="http://www.iecee.org/">http://www.iecee.org/</a>	DE1-58978-B1B2
Nominal voltage UN		250 V	
Nominal current IN		12 A	

cULus Recognized		<a href="http://database.ul.com/cgi-bin/XYV/template/LISEXT/1FRAME/index.htm">http://database.ul.com/cgi-bin/XYV/template/LISEXT/1FRAME/index.htm</a>	E60425-19931011
		D	B
Nominal voltage UN		300 V	300 V
Nominal current IN		10 A	12 A

EAC			B.01742
-----	-------------------------------------------------------------------------------------	--	---------

Phoenix Contact 2018 © - all rights reserved  
<http://www.phoenixcontact.com>

PHOENIX CONTACT GmbH & Co. KG  
Flachmarktstr. 8  
32825 Blomberg  
Germany  
Tel. +49 5235 300  
Fax +49 5235 3 41200  
<http://www.phoenixcontact.com>