

Thermomagnetic device circuit breaker - TMC 2 F1 120 0,3A - 0914743

Please be informed that the data shown in this PDF Document is generated from our Online Catalog. Please find the complete data in the user's documentation. Our General Terms of Use for Downloads are valid (<http://phoenixcontact.com/download>)



Thermomagnetic circuit breaker, 2-pos., fast blow, 1 N/O contact and 1 N/C contact, with universal foot for mounting on NS 32 or NS 35

The illustration shows version TMC 1
F1 100 1A



Key Commercial Data

Packing unit	1 STK
Weight per Piece (excluding packing)	132.27 g
Custom tariff number	85362010
Country of origin	Germany

Technical data

General

Number of levels	2
Number of connections	4
Mounting type	DIN rail: 35 mm
Color	black
Number of positions	2
Overvoltage category	II
Insulating material	PA66
Flammability rating according to UL 94	V-2

Electrical data

Fuse type	Automatic device
Rated surge voltage	2.5 kV
Rated voltage	250 V AC (3 AC 433 V)

Thermomagnetic device circuit breaker - TMC 2 F1 120 0,3A - 0914743

Technical data

Electrical data

	65 V DC
Rated current I_N	0.3 A
Insulation resistance R_{iso}	> 100 M Ω (500 V DC)
Rated short-circuit switching capacity I_{cn}	400 A
	2500 A (32 V DC)
Short-circuit switching capacity I_k	5000 A
	2000 A UL 1077: 65 V DC
Dielectric strength	3000 V AC (Actuation area)
	3000 V AC (Main to auxiliary circuit)
	1500 V AC (Position to position)
Switching cycles, max.	10000 (At 1 x I_n , inductive)
Degree of pollution	2
Overvoltage category	II
Insulating material group	II

Dimensions

Height	82.5 mm
Width	25 mm
Depth	96 mm

Ambient conditions

Degree of protection	IP30 (Actuation area)
	IP20 (Connection area)
Ambient temperature (operation)	-30 °C ... 60 °C

Connection data

Conductor cross section solid min.	0.2 mm ²
Conductor cross section solid max.	6 mm ²
Conductor cross section flexible min.	0.2 mm ²
Conductor cross section flexible max.	4 mm ²
Conductor cross section AWG min.	24
Conductor cross section AWG max.	10
Conductor cross section flexible, with ferrule without plastic sleeve min.	0.25 mm ²
Conductor cross section flexible, with ferrule without plastic sleeve max.	4 mm ²
Conductor cross section flexible, with ferrule with plastic sleeve min.	0.25 mm ²
Conductor cross section flexible, with ferrule with plastic sleeve max.	2.5 mm ²
2 conductors with same cross section, solid min.	0.2 mm ²
2 conductors with same cross section, solid max.	0.75 mm ²
2 conductors with same cross section, stranded min.	0.2 mm ²

Thermomagnetic device circuit breaker - TMC 2 F1 120 0,3A - 0914743

Technical data

Connection data

2 conductors with same cross section, stranded max.	0.75 mm ²
2 conductors with same cross section, stranded, ferrules without plastic sleeve, min.	0.25 mm ²
2 conductors with same cross section, stranded, ferrules without plastic sleeve, max.	1 mm ²
2 conductors with same cross section, stranded, TWIN ferrules with plastic sleeve, min.	0.5 mm ²
2 conductors with same cross section, stranded, TWIN ferrules with plastic sleeve, max.	2.5 mm ²
Connection method	Screw connection
Stripping length	12 mm
Internal cylindrical gage	A3
Screw thread	M3
Tightening torque, min	0.6 Nm
Tightening torque max	0.8 Nm

Standards and Regulations

Standards/specifications	EN 60934
	UL 1077

Drawings

Diagram

Classifications

eCl@ss

eCl@ss 4.0	27141116
eCl@ss 4.1	27141116
eCl@ss 5.0	27141116
eCl@ss 5.1	27141116
eCl@ss 6.0	27141116
eCl@ss 7.0	27141116
eCl@ss 8.0	27141116
eCl@ss 9.0	27141116

ETIM

ETIM 2.0	EC000899
ETIM 3.0	EC000899

Thermomagnetic device circuit breaker - TMC 2 F1 120 0,3A - 0914743

Classifications

ETIM

ETIM 4.0	EC000899
ETIM 5.0	EC000899

UNSPSC

UNSPSC 6.01	30211812
UNSPSC 7.0901	39121411
UNSPSC 11	39121411
UNSPSC 12.01	39121411
UNSPSC 13.2	39121411

Approvals

Approvals





Approvals

CSA / UL Recognized / VDE Zeichengenehmigung / EAC

Ex Approvals

Approvals submitted

Approval details



Thermomagnetic device circuit breaker - TMC 2 F1 120 0,3A - 0914743

Accessories

Accessories

DIN rail

DIN rail, unperforated - NS 35/ 7,5 CU UNPERF 2000MM - 0801762



DIN rail, material: Copper, unperforated, height 7.5 mm, width 35 mm, length: 2 m

DIN rail, unperforated - NS 32 CU/120QMM UNPERF 2000MM - 1201280



G-profile DIN rail, deep-drawn, material: Copper, unperforated, height 15 mm, width 32 mm, length 2 m

DIN rail, unperforated - NS 35/15 UNPERF 2000MM - 1201714



DIN rail, material: Steel, unperforated, height 15 mm, width 35 mm, length: 2 m

DIN rail, unperforated - NS 32 CU/35QMM UNPERF 2000MM - 1201358



G-profile DIN rail, material: Copper, unperforated, height 15 mm, width 32 mm, length 2 m

DIN rail, unperforated - NS 32 AL UNPERF 2000MM - 1201028



G rail 32 mm (NS 32)

Thermomagnetic device circuit breaker - TMC 2 F1 120 0,3A - 0914743

Accessories

DIN rail, unperforated - NS 32 UNPERF 2000MM - 1201015



G-profile DIN rail, material: Steel, unperforated, height 15 mm, width 32 mm, length 2 m

DIN rail perforated - NS 32 PERF 2000MM - 1201002



G-profile DIN rail, material: Steel, perforated, height 15 mm, width 32 mm, length 2 m

DIN rail, unperforated - NS 35/15 CU UNPERF 2000MM - 1201895



DIN rail, material: Copper, unperforated, 1.5 mm thick, height 15 mm, width 35 mm, length: 2 m

DIN rail, unperforated - NS 35/15-2,3 UNPERF 2000MM - 1201798



DIN rail, material: Steel, unperforated, 2.3 mm thick, height 15 mm, width 35 mm, length: 2 m

DIN rail, unperforated - NS 35/15 AL UNPERF 2000MM - 1201756



DIN rail, deep drawn, high profile, unperforated, 1.5 mm thick, material: aluminum, height 15 mm, width 35 mm, length 2000 mm

Thermomagnetic device circuit breaker - TMC 2 F1 120 0,3A - 0914743

Accessories

DIN rail perforated - NS 35/15 PERF 2000MM - 1201730



DIN rail, material: steel galvanized and passivated with a thick layer, perforated, height 15 mm, width 35 mm, length: 2000 mm

DIN rail perforated - NS 35/ 7,5 PERF 2000MM - 0801733



DIN rail, material: steel galvanized and passivated with a thick layer, perforated, height 7.5 mm, width 35 mm, length: 2000 mm

End block

End clamp - E/UK 1 - 1201413



End clamps, for supporting the ends of double-level and three-level terminal blocks, width: 10 mm, color: gray

Insertion bridge

Insertion bridge - EB 80-12 - 3009338



Insertion bridge, Pitch: 12 mm, Number of positions: 80, Color: gray

Screwdriver tools

Thermomagnetic device circuit breaker - TMC 2 F1 120 0,3A - 0914743

Accessories

Screwdriver - SZS 0,6X3,5 - 1205053



Actuation tool, for ST terminal blocks, insulated, also suitable for use as a bladed screwdriver, size: 0.6 x 3.5 x 100 mm, 2-component grip, with non-slip grip