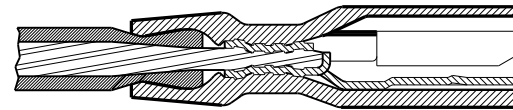
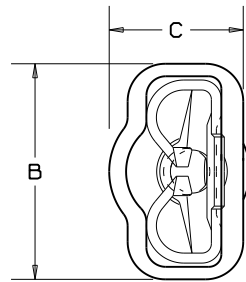
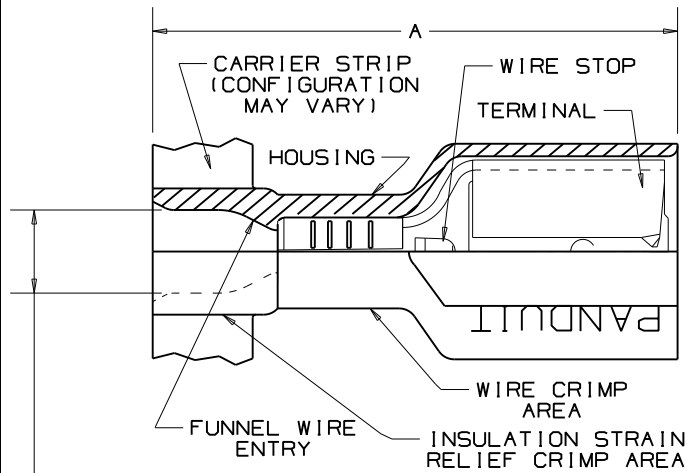


THIS COPY IS PROVIDED ON A RESTRICTED BASIS AND IS NOT TO BE USED IN ANY WAY DETRIMENTAL TO THE INTERESTS OF PANDUIT CORP.



SECTION VIEW OF CRIMPED DISCONNECT

- NOTES:
- UL LISTED & CSA CERTIFIED FOR:
    - A. 600V MAX VOLTAGE RATING
    - B. 221°F (105°C) MAX TEMP RATING
    - C. STRANDED AWG COPPER WIRE ONLY
  - PACKAGE QTY: 3K=3000 PIECES, 2K=2000 PIECES CONTINUOUS MOLDED STRIP CARRIER
  - MATERIAL:
    - A. STAMPING-CDA 260 BRASS, TIN PLATED
    - B. HOUSING-PREMIUM GRADE NYLON FOR SUPERIOR STRAIN RELIEF INSULATION CRIMPING
  - DIMENSIONS IN BRACKETS ARE IN mm OR mm<sup>2</sup>
  - NYLON HOUSING IS OPAQUE
  - DPF10-250F1B-2K IS UL APPROVED FOR USE WITH THE FOLLOWING WIRE COMBINATIONS: (2) #14, (2) #16, (2) #18 TWIST WIRES TOGETHER BEFORE CRIMPING

MAX. WIRE INSUL DIA. (SEE CHART)

TOOL CHART  
RECOMMENDED PRESSES  
CP-851, CP-860  
CP-861, CP-862

PART NUMBER	TAB SIZE	WIRE RANGE AWG (MM <sup>2</sup> )	COLOR (note 5)	MAX. WIRE INSULATION DIAMETER	MIN. WIRE INSULATION DIAMETER	DIMENSIONS in.			STRIP LENGTH (0.8) ±1/32 (-0)	CA-800 & CA-9 APPLICATOR DIE INSERTS
						A ±.03 (1.8)	B ±.01 (1.3)	C ±.01 (1.3)		
DPF18205F1BR-3K	.205/.187 x .032 (5.2/4.8 x 0.8)	22-18 (1.5-1.0)	RED	.106 (2.69)	.060 (1.52)	.78 (19.8)	.31 (7.9)	.22 (5.6)	9/32 (7.1)	CD-800-10 CD9-10A
DPF18206F1BR-3K	.205/.187 x .020 (5.2/4.8 x 0.5)	22-18 (1.5-1.0)	RED	.106 (2.69)	.060 (1.52)	.78 (19.8)	.31 (7.9)	.22 (5.6)	"	
DPF18250F1BR-3K	.250 x .032 (6.3 x 0.8)	22-18 (1.5-1.0)	RED	.106 (2.69)	.060 (1.52)	.84 (21.3)	.35 (8.9)	.22 (5.6)	"	
DPF18-250F1B-3K	.250 x .032 (6.3 x 0.8)	22-18 (1.5-1.0)	RED	.136 (3.45)	.060 (1.52)	.84 (21.3)	.35 (8.9)	.22 (5.6)	"	
DPF18-205F1B-3K	.205/.187 x .032 (5.2/4.8 x 0.8)	22-18 (1.5-1.0)	RED	.136 (3.45)	.060 (1.52)	.78 (19.8)	.31 (7.9)	.22 (5.6)	"	
DPF18-206F1B-3K	.205/.187 x .020 (5.2/4.8 x 0.5)	22-18 (1.5-1.0)	RED	.136 (3.45)	.060 (1.52)	.78 (19.8)	.31 (7.9)	.22 (5.6)	"	
DPF18-187F1B-3K	.187 x .032 (4.8 x 0.8)	22-18 (1.5-1.0)	RED	.136 (3.45)	.060 (1.52)	.78 (19.8)	.29 (7.4)	.16 (4.1)	"	
DPF18-188F1B-3K	.187 x .020 (4.8 x .5)	22-18 (1.5-1.0)	RED	.136 (3.45)	.060 (1.52)	.78 (19.8)	.29 (7.4)	.16 (4.1)	"	
DPF14-250F1B-3K	.250 x .032 (6.3 x 0.8)	16-14 (1.5-2.5)	BLUE	.160 (4.06)	.090 (2.29)	.84 (21.3)	.35 (8.9)	.22 (5.6)	"	CD-800-11 CD9-11A
DPF14-205F1B-3K	.205/.187 x .032 (5.2/4.8 x 0.8)	16-14 (1.5-2.5)	BLUE	.160 (4.06)	.090 (2.29)	.78 (19.8)	.31 (7.9)	.22 (5.6)	"	
DPF14-206F1B-3K	.205/.187 x .020 (5.2/4.8 x 0.5)	16-14 (1.5-2.5)	BLUE	.160 (4.06)	.090 (2.29)	.78 (19.8)	.31 (7.9)	.22 (5.6)	"	
DPF14-187F1B-3K	.187 x .032 (4.8 x 0.8)	16-14 (1.5-2.5)	BLUE	.160 (4.06)	.090 (2.29)	.78 (19.8)	.29 (7.4)	.18 (4.6)	"	
DPF14-188F1B-3K	.187 x .020 (4.8 x .5)	16-14 (1.5-2.5)	BLUE	.160 (4.06)	.090 (2.29)	.78 (19.8)	.29 (7.4)	.18 (4.6)	"	
DPF10-250F1B-2K	.250 x .032 (6.3 x 0.8)	12-10 (4.0-6.0)	YELLOW	.220 (5.59)	.110 (2.79)	.96 (24.4)	.35 (8.9)	.23 (5.8)	3/8 (9.5)	

**SA** CERTIFIED LR31212 **UL** LISTED 20H3 E78522

Panduit part numbers shown on this drawing meet the material requirements of RoHS (EUROPEAN DIRECTIVES 2002/95/EC) as proposed by the Technical Adaptation Committee.

**PANDUIT**

CORP. TINLEY PARK, ILLINOIS

ADDED NOTE TO TWIST MULTIPLE WIRES TOGETHER PRIOR TO CRIMPING

Added Part numbers DPF18205F1BR-3K, DPF18206F1BR-3K, DPF18250F1BR-3K

REELSMART™ DISCOGRIP™  
FULLY INSULATED FEMALE DISCONNECTS  
.250 X .032, .205 X .032/.020, .187 X .032/.020

REV	DATE	BY	CHK	DESCRIPTION	ECN#	CUST	PM	DRAWN BY	CHK'D	SCALE	DRAWING NO./CAD FILENAME
								KRC	LA	NONE	A41409