


**VAL-SQ SE 400-120/208Y /D**

Order No.: 2800385

<http://eshop.phoenixcontact.de/phoenix/treeViewClick.do?UID=2800385>

Surge protection device for 120/208 V AC Wye configurations typically used as service entry protection. NEMA rated enclosure provides a monitor with surge counter, status LEDs and audible alarm with remote monitor capability. Hybrid Sine Wave Tracking provides 400 kA surge protection.

Commercial data	
GTIN (EAN)	 4 046356 564724
Note	Made-to-order
sales group	J101
Pack	1 pcs.
Customs tariff	85363090
Catalog page information	Page 74 (TT-2011)

## Product notes

WEEE/RoHS-compliant since:  
02/21/2010

<http://www.download.phoenixcontact.com>  
Please note that the data given here has been taken from the online catalog. For comprehensive information and data, please refer to the user documentation. The General Terms and Conditions of Use apply to Internet downloads.

**Product description**

Surge protection device for service entrance protection of 120/208 V AC and 127/220 V AC Wye systems with 400 kA protection

## Technical data

### Standards

Housing material	Metal
Degree of protection	NEMA 3R/12
Mounting type	Wall mounting
Design	Parallel MOV
Ambient temperature (operation)	-20 °C ... 65 °C
Ambient temperature (storage/transport)	-20 °C ... 65 °C
Permissible humidity (operation)	0 % ... 95 %
Altitude	3658 m
Message: Surge protection fault	Phase LEDs
	Audible alarm
	Remote indicator contact
Direction of action	3L-N & N-GND
Width	519.00 mm
Height	664.00 mm

### Protective circuit

Arrester rated voltage $U_c$	150 V
Response time	< 1 ns

### Connection, protective circuit

Connection method	Screw terminal blocks
	4-wire + Gnd
Tightening torque	4 Nm
Conductor cross section AWG/kcmil min.	12
Conductor cross section AWG/kcmil max	2

### Remote indicator contact

Connection method	Screw connection
Conductor cross section AWG/kcmil min.	22
Conductor cross section AWG/kcmil max	14

### NEMA / UL data

UL type	type 2
Maximum Continuous Operating Voltage (MCOV without reference direction)	150 V

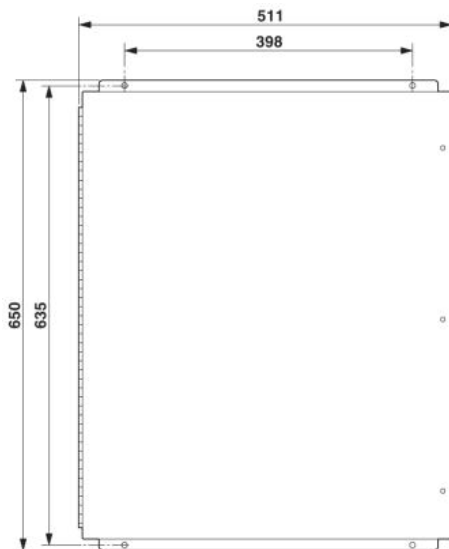
Voltage protection rating (VPR L-L)	1200 V
Voltage protection rating (VPR L-N)	700 V
Voltage protection rating (VPR L-PE)	700 V
Voltage protection rating (VPR L-PEN)	700 V
Nominal discharge current $I_n$ (without reference direction)	20 kA
Maximum Surge Current per Phase	400 kA
Short-circuit current rating (SCCR)	200 kA
EMI/RFI filtering	-30 dB @ 100 kHz

#### Environmental conditions

Standards/regulations	UL 1449 3 <sup>rd</sup> edition, Sept. 2009
	UL 1283
	IEEE C62.41
	IEEE C62.45

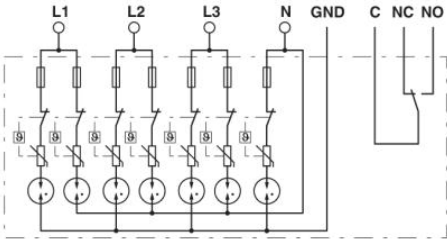
#### Diagrams/Drawings

Dimensioned drawing



Circuit diagram

---



**Address**

PHOENIX CONTACT Inc., USA  
586 Fulling Mill Road  
Middletown, PA 17057, USA  
Phone (800) 888-7388  
Fax (717) 944-1625  
<http://www.phoenixcon.com>



© 2011 Phoenix Contact  
Technical modifications reserved;