

Contact insert module - HC-M-02-CT-M - 1414360


Please be informed that the data shown in this PDF Document is generated from our Online Catalog. Please find the complete data in the user's documentation. Our General Terms of Use for Downloads are valid (<http://phoenixcontact.com/download>)



Contact insert module, Number of positions: 2, Pin, Crimp connection, 1000 V, 40 A, 1.5 mm² ... 10 mm², Application: Power



Key Commercial Data

Packing unit	5 STK
Minimum order quantity	5 STK
GTIN	 4 055626 025032
GTIN	4055626025032

Technical data

Dimensions

Height	43.7 mm
Width	34.2 mm
Length	14.6 mm

Electrical characteristics

Note	For HEAVYCON housing type B6 to B48, HC-M-B...MF-... hinged module carrier frame required, CK4,0..... crimp contacts, crimp contacts not supplied as standard.
Rated voltage (III/3)	1000 V
Rated current	40 A
Rated surge voltage	8 kV
Connection profile	2

Ambient conditions

Ambient temperature (operation)	-40 °C ... 125 °C
---------------------------------	-------------------

Mechanical characteristics

Conductor cross section	1.5 mm ² ... 10 mm ²
Connection cross section AWG	16 ... 8

Contact insert module - HC-M-02-CT-M - 1414360

Technical data

Mechanical characteristics

Stripping length of the individual wire	9 mm (for 1.5 - 2.5 mm ²)
	9.6 mm (for 4 mm ² ... 6 mm ²)
	18 mm (for 10 mm ²)
Insertion/withdrawal cycles	≥ 500

General

Series	HC-M-02
Color	light gray
Number of module slots	1
Connection method	Crimp connection
Connection in acc. with standard	IEC / EN
Flammability rating according to UL 94	V0
Degree of pollution	3
Overvoltage category	III

Material data


Contact material	Copper alloy
Contact surface material	Ag
Contact carrier material	PC

Standards and Regulations

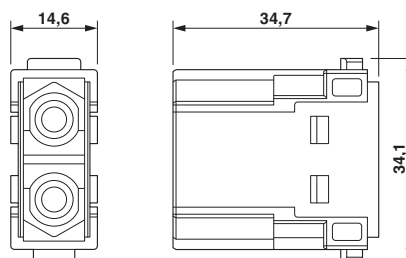
Connection in acc. with standard	IEC / EN
Flammability rating according to UL 94	V0

Drawings

Schematic diagram



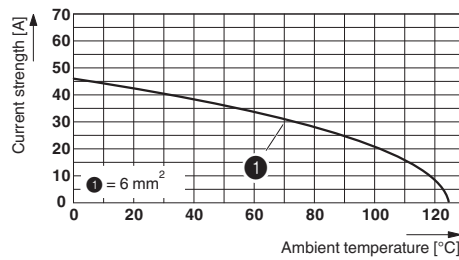
Dimensional drawing



Connector pin assignment

Contact insert module - HC-M-02-CT-M - 1414360

Diagram



Derating diagram (6 modules in HC-B 24 housing)

Approvals

Approvals

Approvals

EAC / UL Recognized / CSA

Ex Approvals

Approval details

EAC		http://database.ul.com/cgi-bin/XYV/template/LISEXT/1FRAME/index.htm	7500651.22.01.00246
-----	--	---	---------------------

UL Recognized		http://database.ul.com/cgi-bin/XYV/template/LISEXT/1FRAME/index.htm	E118976
mm²/AWG/kcmil	10		
Nominal current I _N	42 A		
Nominal voltage U _N	600 V		

CSA		http://www.csagroup.org/services/testing-and-certification/certified-product-listing/	13631
mm²/AWG/kcmil	10		
Nominal current I _N	34 A		
Nominal voltage U _N	600 V		

Phoenix Contact 2017 © - all rights reserved
<http://www.phoenixcontact.com>

PHOENIX CONTACT GmbH & Co. KG
Flachmarktstr. 8
32825 Blomberg
Germany
Tel. +49 5235 300
Fax +49 5235 3 41200
<http://www.phoenixcontact.com>