

## Active module - VIP-8RPT-120AC/1AU/DI/PLC - 2904576

Please be informed that the data shown in this PDF Document is generated from our Online Catalog. Please find the complete data in the user's documentation. Our General Terms of Use for Downloads are valid (<http://phoenixcontact.com/download>)




VARIOFACE Professional digital input module with eight channels, each with a pluggable, N/O miniature relay, for 120 V AC

### Why buy this product

- ✓ Slim overall width of just 92.7 mm
- ✓ LED status indicator per signal path and supply voltage
- ✓ Plug-in miniature relays each with an N/O contact



### Key Commercial Data

Packing unit	1 STK
GTIN	 4 046356 948876
GTIN	4046356948876

### Technical data

#### Note

Utilization restriction	EMC: class A product, see manufacturer's declaration in the download area
-------------------------	---

#### Dimensions

Width	92.7 mm
Height	109.8 mm
Depth	63 mm

#### Ambient conditions

Ambient temperature (operation)	-20 °C ... 60 °C
Ambient temperature (storage/transport)	-20 °C ... 70 °C

#### Input data

Nominal input voltage $U_N$	120 V AC $\pm 10\%$ (Supply, 2 A)
Input voltage range in reference to $U_N$	0.9 ... 1.1

# Active module - VIP-8RPT-120AC/1AU/DI/PLC - 2904576

## Technical data

### Input data

Typical input current at $U_N$	3.5 mA (per channel)
Typical response time	6 ms
Typical release time	15 ms
Type of protection	Free-wheeling diode
Protective circuit/component	Damping diode
Operating voltage display	Green LED
Status display/channel	Yellow LED

### Output data

Contact type	1 N/O contact
Contact material	AgSnO, hard gold-plated
Maximum switching voltage	24 V DC
	24 V DC
Minimum switching voltage	100 mV (10 mA)
Limiting continuous current	50 mA
Min. switching current	1 mA
Error detection (line break / short-circuit)	no

### General

No. of channels	8
Mechanical service life	$2 \times 10^7$ cycles
Operating mode	100% operating factor
Mounting position	any
Assembly instructions	In rows with zero spacing
Color	gray

### Connection data for connection 1

Connection name	Controller level
Connection method	IDC/FLK pin strip
Stripping length	8 mm
Number of connections	1
Number of positions	14
Pitch	2.54 mm

### Connection data for connection 2

Connection name	Field level
Connection method	Push-in connection
Stripping length	8 mm
Conductor cross section solid	0.14 mm <sup>2</sup> ... 2.5 mm <sup>2</sup>
Conductor cross section flexible	0.14 mm <sup>2</sup> ... 2.5 mm <sup>2</sup>
Conductor cross section AWG	26 ... 14
Number of positions	14

## Active module - VIP-8RPT-120AC/1AU/DI/PLC - 2904576

### Technical data

#### Supported controller

Corresponding control	ALLEN-BRADLEY ControlLogix
Corresponding I/O card	1756-IB32
	1756-IN16
	1756-IB16
	1756-IC16
Corresponding control	ALLEN-BRADLEY PLC 5
Corresponding I/O card	1771 IBN
	1771 OBN
Corresponding control	ALLEN-BRADLEY SLC 500
Corresponding I/O card	1746 OB16
	1746 OV16
	1746 OG16
	1746 IA16
	1746 IB16
	1746 ITB16
	1746 IN16
	1746 IV16
	1746 ITV16
	1746 IG16
	1746 OB 32
	1746 OV 32
	1746 IB 32
	1746 IV 32
Corresponding control	GE-FANUC 90-30
Corresponding I/O card	IC693 MDL241
	IC693 MDL634
	IC693 MDL645
	IC693 MDL646
	IC693 MDL732
	IC693 MDL733
	IC693 MDL740
	IC693 MDL741
	IC693 MDL742
Corresponding control	GE-FANUC RX3i
Corresponding I/O card	IC694MDL754
	IC694MDL660
Corresponding control	HONEYWELL Experion PKS C200
Corresponding I/O card	TC-IDD 321
	TC-ODD 321
Corresponding control	MITSUBISHI MELSEC Q

# Active module - VIP-8RPT-120AC/1AU/DI/PLC - 2904576

## Technical data

### Supported controller

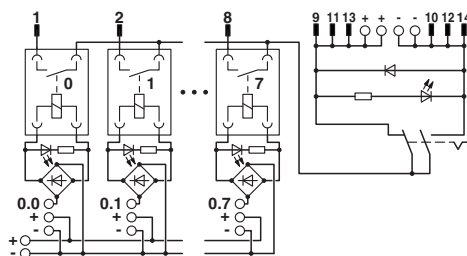
Corresponding I/O card	QX81
	QY81P
	QX41
	QX41-S1
	QX42
	QX42-S1
	QX71
	QX72
	QY41P
	QY42P
	QY71
	QH42P
	QX82
	QX82-S1
	QY82P
Corresponding control	MITSUBISHI MELSEC L
Corresponding I/O card	LX41C4
	LX42C4
	LY41NT1P
	LY42NT1P
	LY41PT1P
	LY42PT1P

### Standards and Regulations

Connection in acc. with standard	CSA
Standards/regulations	DIN EN 50178

## Drawings

Circuit diagram



## Approvals

Approvals

# Active module - VIP-8RPT-120AC/1AU/DI/PLC - 2904576


## Approvals


Approvals


CSA / UL Recognized / cUL Recognized / EAC / cULus Recognized

Ex Approvals


### Approval details

CSA		<a href="http://www.csagroup.org/services/testing-and-certification/certified-product-listing/">http://www.csagroup.org/services/testing-and-certification/certified-product-listing/</a>	2122203
mm <sup>2</sup> /AWG/kcmil		26-14	
Nominal current I <sub>N</sub>		0.05 A	
Nominal voltage U <sub>N</sub>		24 V	

UL Recognized		<a href="http://database.ul.com/cgi-bin/XYV/template/LISEXT/1FRAME/index.htm">http://database.ul.com/cgi-bin/XYV/template/LISEXT/1FRAME/index.htm</a>	FILE E 238705
mm <sup>2</sup> /AWG/kcmil		26-14	
Nominal current I <sub>N</sub>		0.05 A	
Nominal voltage U <sub>N</sub>		24 V	

cUL Recognized		<a href="http://database.ul.com/cgi-bin/XYV/template/LISEXT/1FRAME/index.htm">http://database.ul.com/cgi-bin/XYV/template/LISEXT/1FRAME/index.htm</a>	FILE E 238705
mm <sup>2</sup> /AWG/kcmil		26-14	
Nominal current I <sub>N</sub>		0.05 A	
Nominal voltage U <sub>N</sub>		24 V	

EAC		RU C- DE.A*30.B.01742
-----	---	--------------------------

cULus Recognized		<a href="http://database.ul.com/cgi-bin/XYV/template/LISEXT/1FRAME/index.htm">http://database.ul.com/cgi-bin/XYV/template/LISEXT/1FRAME/index.htm</a>
------------------	---	---

Phoenix Contact 2017 © - all rights reserved  
<http://www.phoenixcontact.com>

PHOENIX CONTACT GmbH & Co. KG  
Flachmarktstr. 8  
32825 Blomberg  
Germany  
Tel. +49 5235 300  
Fax +49 5235 3 41200  
<http://www.phoenixcontact.com>