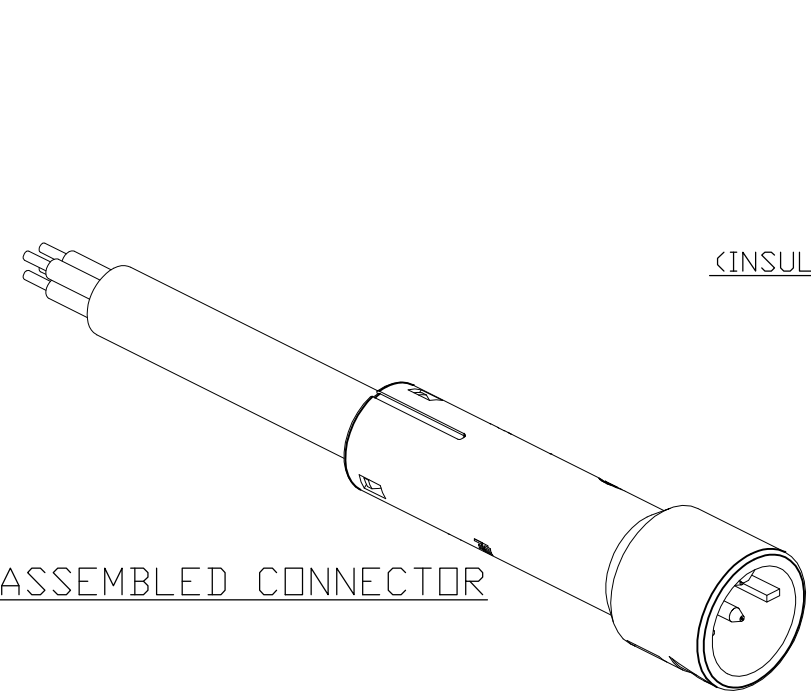


THIS DRAWING IS UNPUBLISHED. RELEASED FOR PUBLICATION 2008 . - .
 © COPYRIGHT 2008 TE Connectivity Ltd. ALL RIGHTS RESERVED.

REVISIONS				
P	LTR	DESCRIPTION	DATE	APVD
D		ECR-18-000229	08JAN2018	GCM JL

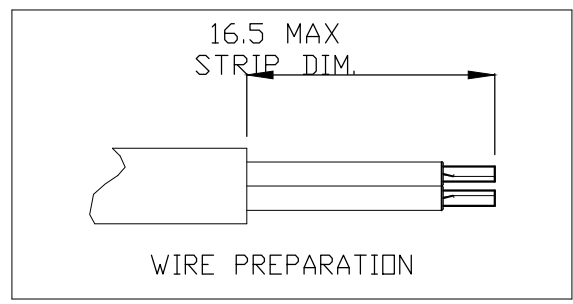


ASSEMBLED CONNECTOR

VOLTAGE: < 30V r.m.s. (42V PEAK)
 MAXIMUM CURRENT: 2A PER WAY (FULL LOADED)

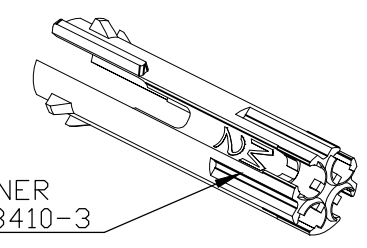
CABLE LiYY 4x0,34mm
 (INSULATION DIAMETER 4.9±0.1mm)

N°4 PIN CONTACTS
 P/N 166053-1

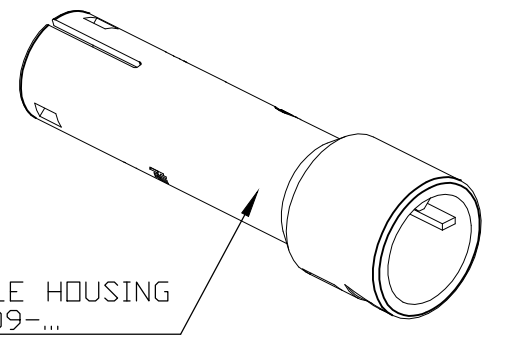


MOUNTING OVERVIEW

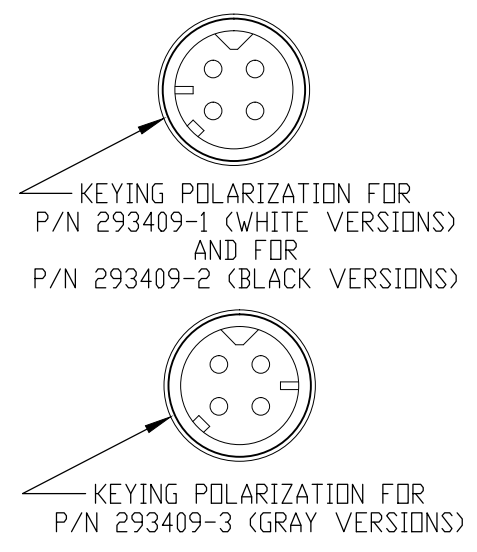
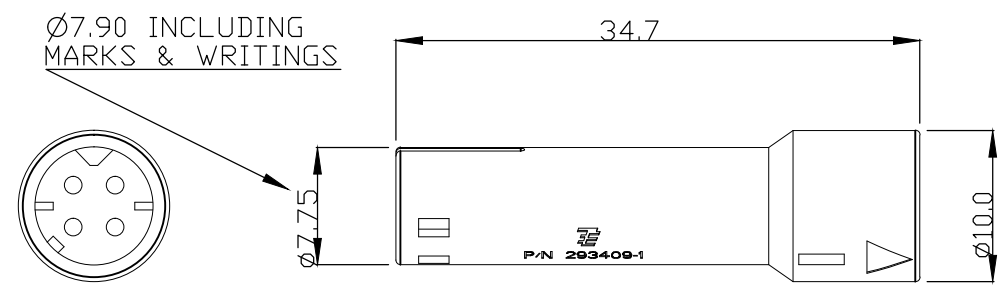
CONTACTS MUST BE MOUNTED ON THE POSITIONER BEFORE TO INSERT THEM INTO THE HOUSING. MOUNTING SHALL BE ACCORDING TO THE TYCO ELECTRONICS APPLICATION SPEC. 114-20147.



THE PRESENTED PRODUCT / DESIGN WILL BE RELEASED FOR THE MANUFACTURING OF THE NECESSARY PRODUCTION TOOLS HEREBY. FURTHER CHANGES HAS TO BE PAID BY CUSTOMER.
 DATE, SIGN OF THE CUSTOMER



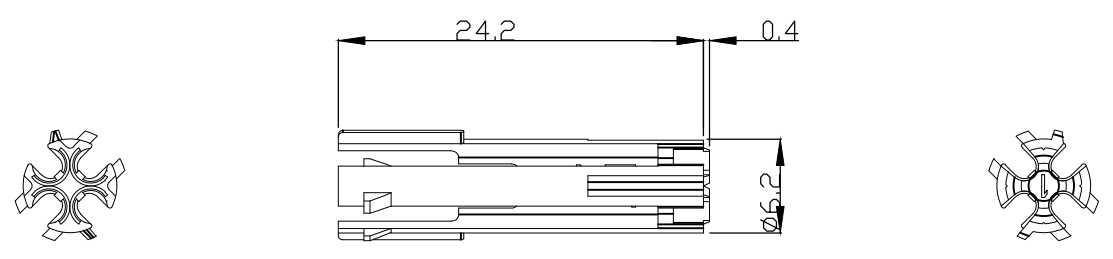
MALE HOUSING (N° 3 VERSIONS):
 - P/N 293409-1 (REV. B) IN WHITE COLOUR
 - P/N 293409-2 (REV. B) IN BLACK COLOUR
 - P/N 293409-3 (REV. B) IN GRAY COLOUR



PACKAGING: N° 1500 PCS INTO CARTON BOX, ACCORDING TO PACKAGING SPEC. 107-20289.

293409-3	293410-3	293412-3 (GRAY VERSION)	B
293409-2	293410-3	293412-2 (BLACK VERSION)	B
293409-1	293410-3	293412-1 (WHITE VERSION)	B
MALE HOUSING P/N	POSITIONER P/N	PART NUMBER (KIT)	REV.

POSITIONER (N° 1 VERSION):
 - P/N 293410-3 (REV. B) , IN GRAY COLOUR



THIS DRAWING IS A CONTROLLED DOCUMENT.		DWN D. CHIARELLI 12SEP2008	STE TE Connectivity	
DIMENSIONS: mm		CHK D. CHIARELLI 12SEP2008		
TOLERANCES UNLESS OTHERWISE SPECIFIED:		APVD G. TURCO 12SEP2008	NAME	
0 PLC ± 0.5		PRODUCT SPEC		
1 PLC ± 0.3		108-20293		
2 PLC ± 0.2		APPLICATION SPEC		
3 PLC ± -		114-20147		
4 PLC ± -		WEIGHT		
ANGLES ± -		A3 00779 C-293412		
FINISH -		RESTRICTED TO -		
MATERIAL		SCALE 2:1 SHEET 1 OF 1 REV D		
PLASTIC PARTS: PA, ACC. TO GLOW WIRE 750°C NO FLAME		CUSTOMER DRAWING		