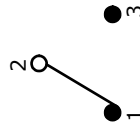
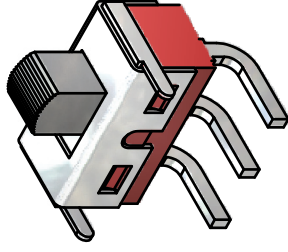


SWITCH FUNCTION		
POS. 1	POS. 2	POS. 3
ON	NONE	(ON)
2-1	N/A	2-3

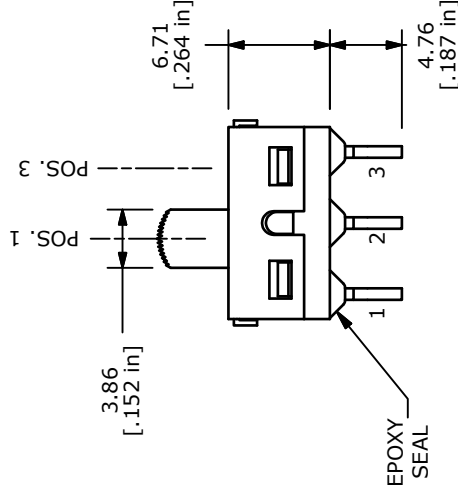
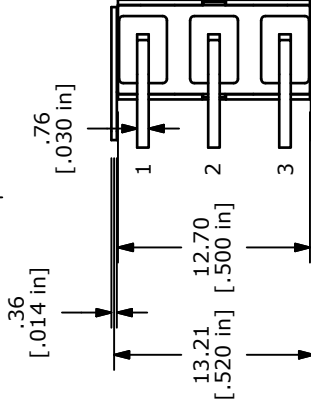
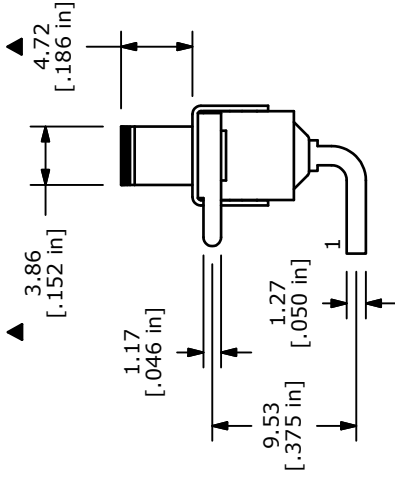
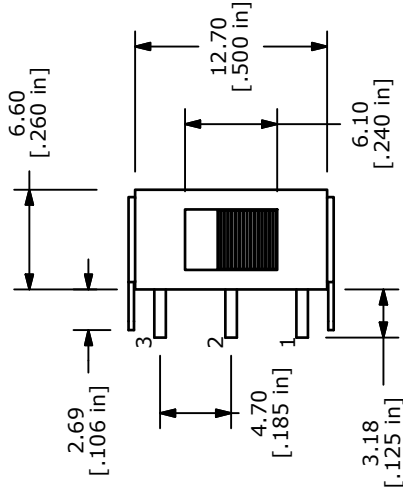


CIRCUIT: SPDT

- NOTE:
1. ALL DIMENSIONS IN MM [INCH]
  2. GENERAL TOLERANCE: X.X=±0.4  
X.XX=±0.25
  3. TERMINAL NUMBERS FOR REF ONLY
  4. PLATING MATERIAL: SILVER
  5. CONTACT RATING: 5A @120VAC OR 28VDC, 2A @250VAC
  6. ELECTRIC LIFE: 30,000 ACTUATIONS AT FULL LOAD.
  7. INSULATION RESISTANCE: 1,000 MEGA-OHM MIN.
  8. DIELECTRIC STRENGTH: 1,000 V RMS @SEA LEVEL.
  9. OPERATING TEMP.: -30°C to 85°C
  10. ▲ DENOTES CRITICAL PARAMETER.
  11. CONTACT RESISTANCE: 10m OHM MAX INITIAL @ 2-4VDC
  12. 2002/95/EC (ROHS) COMPLIANT.



ISOMETRIC



TITLE 500SSP2S1M6QEA

C	19560	DRAWING UPDATE	1/5/11	BGL
REV	PCR NO	DESCRIPTION	DATE	BY

THE INFORMATION CONTAINED IN THIS DOCUMENT IS PROPRIETARY TO E-SWITCH AND IS NOT TO BE COPIED OR TRANSFERRED

SCALE 2:1

DATE 1/5/2011

DR BGL

DWG T531004

REV C