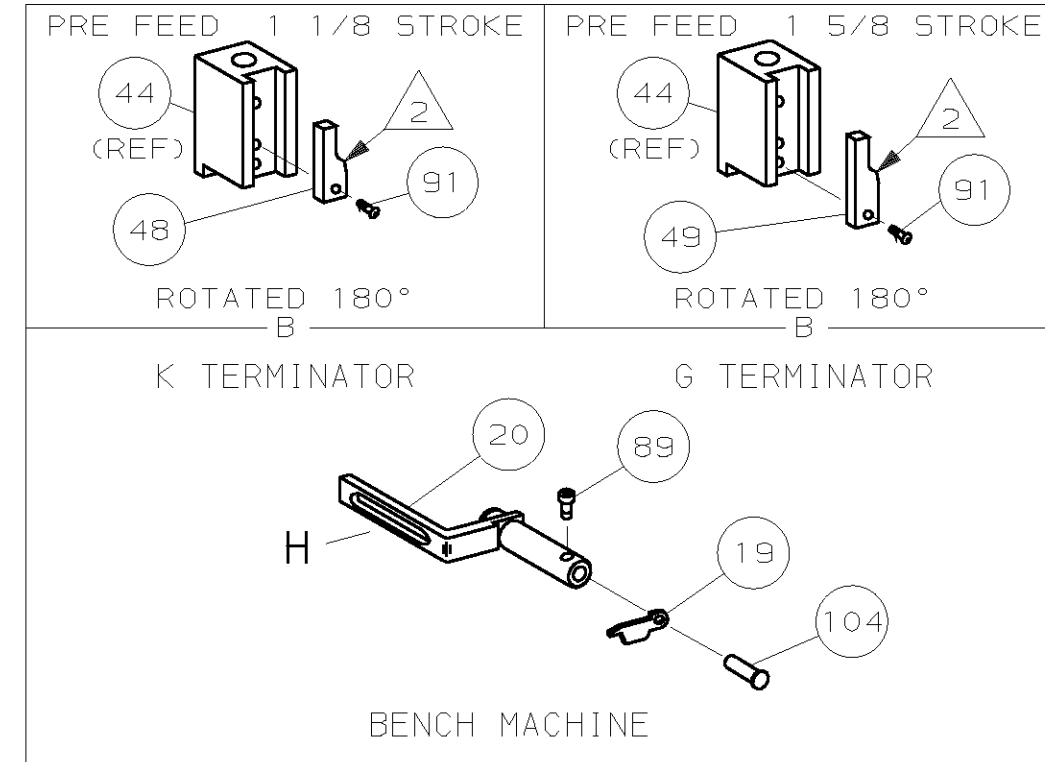
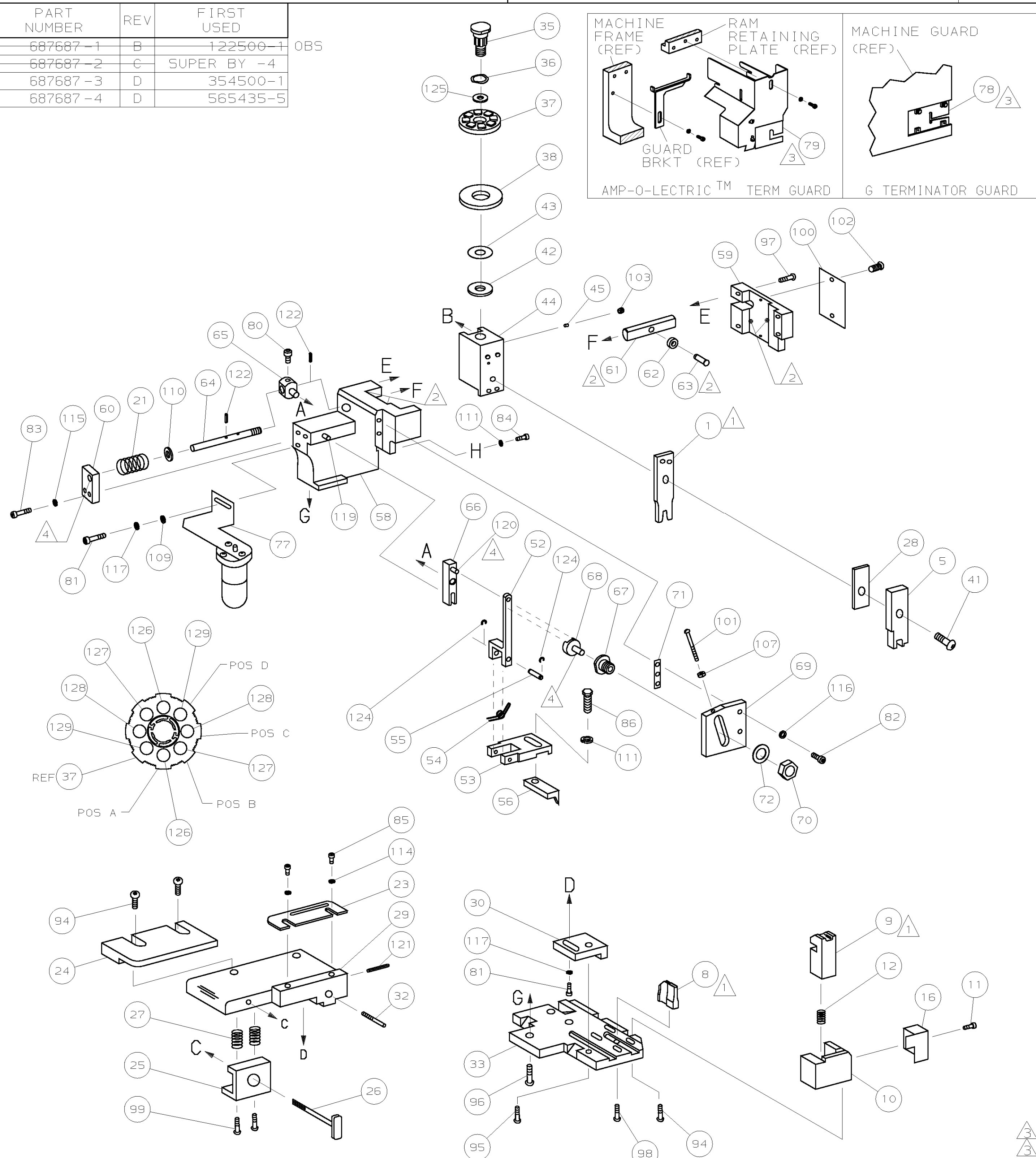
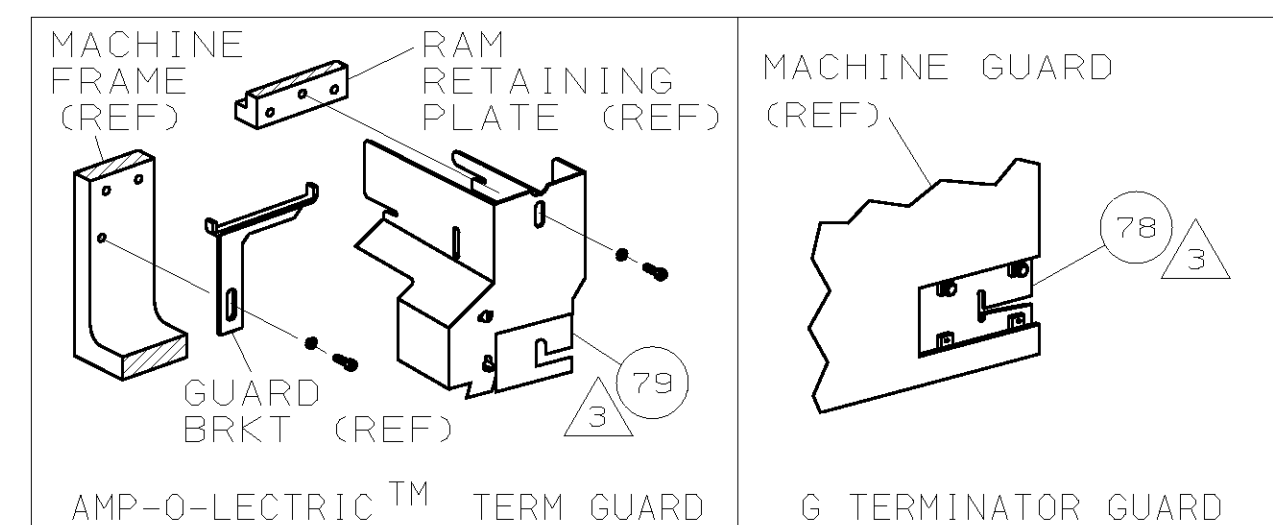


PART NUMBER	REV	FIRST USED
687687-1	B	122500-1
687687-2	C	SUPER BY -4
687687-3	D	354500-1
687687-4	D	565435-5

OBS



- 1 RECOMMENDED SPARE PARTS.
- 2 GREASE LIGHTLY.
- 3 GUARD MUST BE IN PLACE WHEN OPERATING APPLICATOR IN A BENCH MACHINE.
- 4 LUBRICATE DAILY USING NO. 20 MACHINE OIL.
- 5. ITEMS WITH QTY OF REF SPECIFIED (EXCEPT ITEMS 78 AND 79) ARE USED ON ITEM 46.
- 6 APPLICATOR MUST BE SET UP ON CUSTOMER WIRE (IF AVAILABLE)
- 7 CRIMP TERMINAL ON INSULATION. INSULATION SIZE MUST BE WITHIN SPECIFIED INSULATION RANGE.
- 8 CONTINUITY TEST MUST BE PERFORMED.

TERMINAL NAME: TAB, SPECIAL; RING		CRIMPING DATA		
TAB	RING	PAD LTR	CRIMP HEIGHT	WIRE SIZE
61684	640189	A	CRIMP UNTIL TIGHT	$\frac{7}{8}$ $\frac{3}{8}$
		B	CRIMP UNTIL TIGHT	$\frac{7}{8}$ $\frac{3}{8}$
		C	CRIMP UNTIL TIGHT	$\frac{7}{8}$ $\frac{3}{8}$
		D	CRIMP UNTIL TIGHT	$\frac{7}{8}$ $\frac{3}{8}$
CRIMP	SIZE	TYPE	RANGE	
WIRE	.0620 [1.57mm]	F	TINSEL WIRE	
INSUL	-	-	.030-.035	

QTY	REF	REV	U/M	DWG SIZE	PART NO	DESCRIPTION	ITEM NO
2	2	-	C		2-354779-0	PIN, WIRE DISC (.3090)D	129
2	2	-	C		1-354779-6	PIN, WIRE DISC (.3070)C	128
2	2	-	C		1-354779-2	PIN, WIRE DISC (.3050)B	127
2	2	-	C		354779-8	PIN, WIRE DISC (.3030)A	126
1	1	-	A		986950-1	WASHER, FLAT PRECISION	125
REF	REF	-	A		21045-3	RING, RET "C" ( $\phi$ .187)FD FING PIN	124
REF	REF	-	A		5-21028-1	PIN, SLT SPR ( $\phi$ .125x.50)ADJ ROD	122
1	1	-	A		4-21028-0	PIN, SLT SPR ( $\phi$ .093x.75)ST GDE PL	121
REF	REF	-	A		1-21030-1	PIN, DOWEL ( $\phi$ .187x.50)LEVER	120
REF	REF	-	A		1-21030-6	PIN, DOWEL ( $\phi$ .187x1.25)HOUSING	119
2	1	-	A		21024-5	WASHER, LOCK (#10)ADJ BLOCK	117
REF	REF	-	A		21024-5	WASHER, LOCK (#10)ADJ PLATE	2
REF	REF	-	A		21024-5	WASHER, LOCK (#10)FEED GDE ROD	115
2	2	-	A		21024-2	WASHER, LOCK (#4)FRONT STP GUIDE	114
2	2	-	A		21024-4	WASHER, LOCK (#8)STRIPPER	111
REF	REF	-	A		21899-4	WASHER, FLAT ( $\phi$ 5/16)SCREW ADJ	110
1	-	-	A		21899-2	WASHER, FLAT (NO. 10)LUB ASSY	109
REF	REF	-	A		21018-5	NUT, HEX (6-32)FEED ADJ	107
1	1	-	A		992031-1	PIN, CLEVIS	104
1	1	-	A		21009-2	SCR, SKT SET (1/4-20x.25 LW)RAM	103
2	2	-	A		21017-2	SCR, DRIVE (#2x.19)ID PLATE	102
REF	REF	-	A		6-23715-5	SCR, PAN HD (6-32x1.50)FEED ADJ	101
1	1	-	B		461264-1	PLATE, IDENTIFICATION	100
2	2	-	A		3-21002-0	SCR, BHC (10-32x.88)DRAG	99
1	1	-	A		22733-8	SCR, BHC (8-32x.38 LW)ANVIL	98
REF	REF	-	A		2-21002-9	SCR, BHC (10-32x.75)CAP	97
REF	REF	-	A		2-22733-8	SCR, BHC (1/4-20x.62)HOUSING	96
REF	REF	-	A		2-21002-7	SCR, BHC (10-32x.50)56 ADJ BLOCK	95
4	4	-	A		2-21002-2	SCR, BHC (8-32x.50)TERM H DWN	94
1	1	-	A		1-21002-7	SCR, BHC (6-32x.38)CAM	91
1	1	-	A		7-21000-9	SCR, SHC (4-40x.19)STRIPPER	89
1	1	-	A		2-22603-0	SCR, HEX HD (8-32x.31)FEED FINGER	86
2	2	-	A		1-21000-3	SCR, SHC (4-40x.25)F ST GUIDE	85
1	1	-	A		2-21000-7	SCR, SHC (8-32x.50)STRIPPER	84
REF	REF	-	A		3-21000-7	SCR, SHC (10-32x.75)FEED ROD GD	83
REF	REF	-	A		3-21000-6	SCR, SHC (10-32x.62)FD ADJ BLK	82
2	1	-	A		3-21000-4	SCR, SHC (10-32x.38)56 ADJ BL	81
REF	REF	-	A		3-21000-4	SCR, SHC (10-32x.38)PIVOT BLK	80
REF	-	-	B		455749-1	GUARD, WINDOW	79
-	REF	-	B		679532-1	INSERT, GUARD	78
1	-	-	C		1-465184-0	LUBRICATOR ASSY	77
REF	REF	-	A		458109-1	WASHER, SPECIAL	72
REF	REF	-	A		690517-1	SPACER	71

QTY	REF	REV	U/M	DWG SIZE	PART NO	DESCRIPTION	ITEM NO
-3	BENCH MODEL G				MECH PRE FEED		
-4	BENCH MODEL K				MECH PRE FEED		
REF	REF	-	B		22594-8	NUT, HEX (1/2-20)	70
REF	REF	-	B		240628-1	PLATE, ADJUSTMENT	69
REF	REF	-	B		240626-1	SHAFT, PIVOT	68
REF	REF	-	B		240633-1	BUSHING	67
REF	REF	-	A		455680-1	LEVER, INTERMEDIATE	66
REF	REF	-	B		240629-1	BLOCK, PIVOT	65
REF	REF	-	A		240632-2	SCREW, ADJ FEED ROD	64
REF	REF	-	B		240659-3	PIN, CAM ROLLER	63
REF	REF	-	B		240658-1	ROLLER, CAM	62
REF	REF	-	B		454398-2	ROD, FEED	61
REF	REF	-	A		454178-1	GUIDE, FEED ROD	60
REF	REF	-	C		454220-1	CAP, RAM	59
REF	REF	-	2		454485-1	HOUSING	58
1	1	-	B		458537-2	PAWL, FEED	57
REF	REF	-	B		240624-1	PIN, FEED FINGER	55
REF	REF	-	B		691499-1	SPRING, FEED FINGER	54
REF	REF	-	B		690541-1	HOLDER, FEED FINGER	53
REF	REF	-	A		455679-1	LEVER, TERMINAL FEED ARM	52
1	1	-	B		690602-6	CAM, PRE-FEED 1 5/8 ST	49
1	-	-	B		690602-5	CAM, PRE-FEED 1 1/8 ST	48
1	1	-	B		459456-1	APPLICATOR, BASIC (SUBASSY)	46
1	1	-	A		690191-1	PLUG, NYLON	45
1	1	-	C		455673-1	RAM	44
1	1	-	A		690125-1	WASHER, LAMINATED	43
1	1	-	A		690124-1	WASHER, RAM	42
1	1	-	A		7-21002-9	BOLT, CRIMPER (5/16x1.00)	41
1	1	-	A		690223-2	SPACER, INSULATION DISC	38
1	1	-	D		354777-1	WIRE DISC, PLASTIC	37
1	1	-	A		22480-5	WASHER, SPRING	36
1	1	-	B		690212-1	POST, RAM	35
REF	REF	-	D		455675-1	PLATE, BASE	33
1	1	-	A		690432-3	SCREW, ADJUSTMENT	32
REF	REF	-	B		455689-1	BLOCK, STRIP GUIDE ADJ	30
1	1	-	C		455671-1	PLATE, STRIP GUIDE	29
1	1	-	C		2-455888-2	SPACER, FRONT SHEAR DEP	28
2	2	-	A		1-22284-0	SPRING, DRAG	27
1	1	-	B		690546-1	LEVER, DRAG RELEASE	26
1	1	-	B		240792-1	DRAG, TERMINAL	25
1	1	-	D		1-690504-2	GUIDE, STRIP (REAR)	24
1	1	-	A		690438-1	GUIDE, STRIP (FRONT)	23
REF	REF	-	A		4-22284-9	SPRING, FEED RETURN	21
1	1	-	A		679218-1	STRIPPER WIRE STOP ASSY	20
1	1	-	B		458949-1	STRIPPER	19
1	1	-	B		691667-1	GUARD, CHIP (FRONT)	16
1	1	-	C		1-455889-4	DEPRESSOR, SHEAR (FRONT)	5
1	1	-	C		3-456403-6	CRIMPER, WIRE	1

THIS DRAWING IS A CONTROLLED DOCUMENT.

13NOV2003  
RELEASED FOR PUBLICATION  
BY AMP INCORPORATED. ALL RIGHTS RESERVED.  
THIS DRAWING IS UNRELEASABLE  
COPYRIGHT 2000

REVISION OF EACH ASSY NO (WHEN BLANK, USE DWG REVISION)

DIMENSIONS IN INCHES. DO NOT SCALE PRINT. TOLERANCES UNLESS OTHERWISE SPECIFIED:  
 2 PLC DEC ±  
 3 PLC DEC ±  
 4 PLC DEC ±  
 ANGLES ±  
 SURF TEXTURE: ✓  
 REMOVE BURRS, BREAK SHARP EDGES R.015 MAX

MATL: - HT TR: - FIN: -

DR: B. HIGMAN 5/9/95 APP: 5-10-95 T. BEDDICK  
 CHK: 5-10-95 REL: 6/9/95 C. ERISMAN B. MORGAN

AMP Incorporated Harrisburg, PA 17105-3608

NAME: SIDE FEED HDM APPLICATOR MACHINE REF: MINI APPL  
 SCALE: - DWG NO: 687687 SHEET: 1 OF 1 REV: D

CASE CODE: 00779 CUSTOMER AND ASSEMBLY DRAWING 1 RESTRICTED TO