

High-current terminal block - PTPOWER 50 - 3260050

Please be informed that the data shown in this PDF Document is generated from our Online Catalog. Please find the complete data in the user's documentation. Our General Terms of Use for Downloads are valid (<http://phoenixcontact.com/download>)




High-current terminal block, nom. voltage: 1500 V, nominal current: 150 A, connection method: Power-Turn connection, number of connections: 2, cross section: 10 mm² - 70 mm², AWG: 8 - 2/0, width: 20 mm, color: gray, mounting type: NS 35/15

Why buy this product

- Quick and easy connection is now also possible for large conductors with the high-current terminal block
- The Push-in connection terminal blocks are characterized by the system features of the CLIPLINE complete system and by easy and tool-free wiring of conductors with ferrules or solid conductors
- The compact design enables wiring in a confined space
- In addition to using the existing test connection, pick-off terminal blocks can be connected, each of which can also accommodate two test cables

Key Commercial Data

Packing unit	10 STK
GTIN	 4 046356 998000
GTIN	4046356998000

Technical data

General

Number of levels	1
Number of connections	2
Potentials	1
Nominal cross section	50 mm ²
Color	gray
Insulating material	PA
Flammability rating according to UL 94	V0
Rated surge voltage	8 kV
Degree of pollution	3
Overvoltage category	III
Insulating material group	I

High-current terminal block - PTPOWER 50 - 3260050

Technical data

General

Maximum power dissipation for nominal condition	4.73 W
Maximum load current	150 A (with 70 mm ² conductor cross section)
Nominal current I _N	150 A
Nominal voltage U _N	1500 V DC
	1000 V AC
Open side panel	No
Shock protection test specification	DIN EN 50274 (VDE 0660-514):2002-11
Back of the hand protection	guaranteed
Finger protection	guaranteed
Result of surge voltage test	Test passed
Surge voltage test setpoint	9.8 kV
Result of power-frequency withstand voltage test	Test passed
Result of the test for mechanical stability of terminal points (5 x conductor connection)	Test passed
Result of bending test	Test passed
Bending test rotation speed	10 rpm
Bending test turns	135
Bending test conductor cross section/weight	10 mm ² / 2 kg
	50 mm ² / 9.5 kg
	70 mm ² /10.4 kg
Tensile test result	Test passed
Conductor cross section tensile test	10 mm ²
Tractive force setpoint	90 N
Conductor cross section tensile test	50 mm ²
Tractive force setpoint	236 N
Conductor cross section tensile test	70 mm ²
Tractive force setpoint	285 N
Result of tight fit on support	Test passed
Tight fit on carrier	NS 35
Setpoint	10 N
Result of voltage-drop test	Test passed
Requirements, voltage drop	≤ 3.2 mV
Result of temperature-rise test	Test passed
Short circuit stability result	Test passed
Conductor cross section short circuit testing	50 mm ²
Short-time current	6 kA
Result of thermal test	Test passed
Ageing test for screwless modular terminal block temperature cycles	192
Proof of thermal characteristics (needle flame) effective duration	30 s
Result of aging test	Test passed
Oscillation, broadband noise test result	Test passed

High-current terminal block - PTPOWER 50 - 3260050

Technical data

General

Test specification, oscillation, broadband noise	DIN EN 50155 (VDE 0115-200):2008-03
Test spectrum	Service life test category 2, bogie-mounted
Test frequency	$f_1 = 5 \text{ Hz}$ to $f_2 = 250 \text{ Hz}$
ASD level	6.12 (m/s ²) ² /Hz
Acceleration	3.12 g
Test duration per axis	5 h
Test directions	X-, Y- and Z-axis
Shock test result	Test passed
Test specification, shock test	DIN EN 50155 (VDE 0115-200):2008-03
Shock form	Half-sine
Acceleration	30g
Shock duration	18 ms
Number of shocks per direction	3
Test directions	X-, Y- and Z-axis (pos. and neg.)
Relative insulation material temperature index (Elec., UL 746 B)	130 °C
Temperature index of insulation material (DIN EN 60216-1 (VDE 0304-21))	125 °C
Static insulating material application in cold	-60 °C
Behavior in fire for rail vehicles (DIN 5510-2)	Test passed
Flame test method (DIN EN 60695-11-10)	V0
Oxygen index (DIN EN ISO 4589-2)	>32 %
NF F16-101, NF F10-102 Class I	2
NF F16-101, NF F10-102 Class F	2
Surface flammability NFPA 130 (ASTM E 162)	passed
Specific optical density of smoke NFPA 130 (ASTM E 662)	passed
Smoke gas toxicity NFPA 130 (SMP 800C)	passed
Calorimetric heat release NFPA 130 (ASTM E 1354)	27,5 MJ/kg
Fire protection for rail vehicles (DIN EN 45545-2) R22	HL 1 - HL 3
Fire protection for rail vehicles (DIN EN 45545-2) R23	HL 1 - HL 3
Fire protection for rail vehicles (DIN EN 45545-2) R24	HL 1 - HL 3
Fire protection for rail vehicles (DIN EN 45545-2) R26	HL 1 - HL 3

Dimensions

Width	20 mm
Length	101 mm
Height NS 35/15	105 mm

Connection data

Connection method	Power-Turn connection
Connection in acc. with standard	IEC 60947-7-1
Conductor cross section solid min.	10 mm ²
Conductor cross section solid max.	70 mm ²

High-current terminal block - PTPOWER 50 - 3260050

Technical data

Connection data

Conductor cross section AWG min.	8
Conductor cross section AWG max.	2/0
Conductor cross section flexible min.	10 mm ²
Conductor cross section flexible max.	70 mm ²
Min. AWG conductor cross section, flexible	8
Max. AWG conductor cross section, flexible	2/0
Conductor cross section flexible, with ferrule without plastic sleeve min.	10 mm ²
Conductor cross section flexible, with ferrule without plastic sleeve max.	50 mm ²
Conductor cross section flexible, with ferrule with plastic sleeve min.	10 mm ²
Conductor cross section flexible, with ferrule with plastic sleeve max.	50 mm ²
Cross section with insertion bridge solid min.	10 mm ²
Cross section with insertion bridge, solid max.	50 mm ²
Cross section with insertion bridge stranded min.	10 mm ²
Cross section with insertion bridge, stranded max.	50 mm ²
Cross section with insertion bridge stranded, with ferrule without plastic sleeve min.	10 mm ²
Cross section with insertion bridge stranded, with ferrule without plastic sleeve max.	50 mm ²
Cross section with insertion bridge stranded, with ferrule without plastic sleeve min.	10 mm ²
Cross section with insertion bridge stranded, with ferrule with plastic sleeve max.	50 mm ²
2 conductors with same cross section, stranded, TWIN ferrules with plastic sleeve, min.	10 mm ²
2 conductors with same cross section, stranded, TWIN ferrules with plastic sleeve, max.	16 mm ²
Stripping length	30 mm
Internal cylindrical gage	A10

Standards and Regulations

Connection in acc. with standard	IEC 60947-7-1
Flammability rating according to UL 94	V0
Fire protection for rail vehicles (DIN EN 45545-2) R22	HL 1 - HL 3 HL 1 - HL 3 HL 1 - HL 3 HL 1 - HL 3
Fire protection for rail vehicles (DIN EN 45545-2) R23	HL 1 - HL 3 HL 1 - HL 3 HL 1 - HL 3 HL 1 - HL 3
Fire protection for rail vehicles (DIN EN 45545-2) R24	HL 1 - HL 3 HL 1 - HL 3 HL 1 - HL 3 HL 1 - HL 3
Fire protection for rail vehicles (DIN EN 45545-2) R26	HL 1 - HL 3 HL 1 - HL 3 HL 1 - HL 3 HL 1 - HL 3

Environmental Product Compliance

China RoHS	Environmentally friendly use period: unlimited = EFUP-e
	No hazardous substances above threshold values

Drawings

High-current terminal block - PTPOWER 50 - 3260050

Circuit diagram



Approvals

Approvals

Approvals

CSA / UL Recognized / cUL Recognized / DNV GL / LR / BV / EAC / cULus Recognized

Ex Approvals

Approval details

CSA		http://www.csagroup.org/services-industries/product-listing/	13631
		B	C
Nominal voltage UN		600 V	1000 V
Nominal current IN		140 A	140 A
mm ² /AWG/kcmil		8-1/0	8-1/0





UL Recognized		http://database.ul.com/cgi-bin/XYV/template/LISEXT/1FRAME/index.htm	FILE E 60425
Nominal voltage UN		1000 V	
Nominal current IN		140 A	
mm ² /AWG/kcmil		8-1/0	

cUL Recognized		http://database.ul.com/cgi-bin/XYV/template/LISEXT/1FRAME/index.htm	FILE E 60425
		C	
Nominal voltage UN		1000 V	
Nominal current IN		140 A	
mm ² /AWG/kcmil		8-1/0	

DNV GL	http://exchange.dnv.com/tari/	TAE0000Z9
--------	---	-----------

High-current terminal block - PTPOWER 50 - 3260050

Approvals

LR		http://www.lr.org/en	15/20030
BV		http://www.veristar.com/portal/veristarinfo/generalinfo/approved/approvedProducts/equipmentAndMaterials	40933/A1 BV
EAC			RU C- DE.A*30.B.01742
cULus Recognized		http://database.ul.com/cgi-bin/XYV/template/LISEXT/1FRAME/index.htm	

Phoenix Contact 2018 © - all rights reserved
<http://www.phoenixcontact.com>

PHOENIX CONTACT GmbH & Co. KG
Flachsmarktstr. 8
32825 Blomberg
Germany
Tel. +49 5235 300
Fax +49 5235 3 41200
<http://www.phoenixcontact.com>