

HSEC8-149-01-L-DV-A



HSEC8-DV SERIES

(0.80 mm) .0315"

VERTICAL EDGE RATE® CARD SOCKET

SPECIFICATIONS

For complete specifications and recommended PCB layouts see www.samtec.com/HSEC8-DV

Insulator Material:

Black Liquid Crystal Polymer

Contact:

BeCu

Plating:

Au or Sn over 50 μ" (1.27 μm) Ni

Current Rating:

2.8 A per pin (2 adjacent pins powered)

Operating Temp:

-55 °C to +125 °C

RoHS Compliant:

Yes

Card Mates:

(1.60 mm) .062" card,
(2.36 mm) .093" card,
HSC8

Cable Mates:

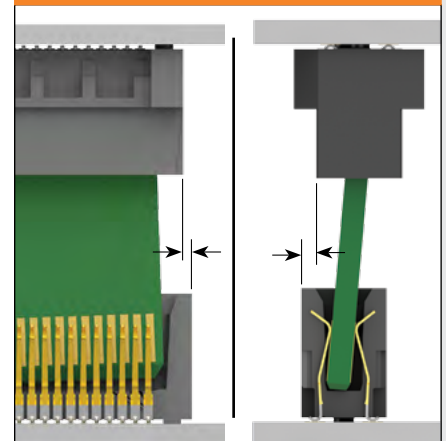
ECDP



Mates with (1.60 mm) .062" or (2.36 mm) .093" cards



MISALIGNMENT MITIGATION



Custom designs compensate for misalignment. Contact Samtec.

PROCESSING

Lead-Free Solderable:

Yes

SMT Lead Coplanarity:

(0.10 mm) .004" max (10-60)

RECOGNITIONS

For complete scope of recognitions see www.samtec.com/quality



HIGH-SPEED CHANNEL PERFORMANCE

HSEC8-DV

Rating based on Samtec reference channel. For full SI performance data visit Samtec.com or contact SIG@samtec.com

32 Gbps

HSEC8 - 1 POSITIONS PER ROW - CARD THICKNESS - PLATING OPTION - DV - A - OTHER OPTION

09, 10, 13, 20, 25, 30, 37, 40, 49, 50, 60, 70, 80, 100
(13, 25, 49 only available with -L or -L2 option; 09 only available with -L2 option; 37 only available with -L option)

-01 = (1.60 mm) .062" thick card
-03 = (2.36 mm) .093" thick card

-L = 10 μ" (0.25 μm) Gold on contact, Matte Tin on tail
-S = 30 μ" (0.76 μm) Gold on contact, Matte Tin on tail

-K = (7.01 mm) .276" DIA Polyimide Film Pick & Place Pad (with -01 card) = (6.25 mm) .246" DIA Polyimide Film Pick & Place Pad (with -03 card)

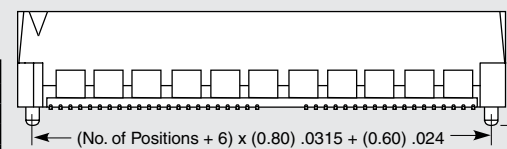
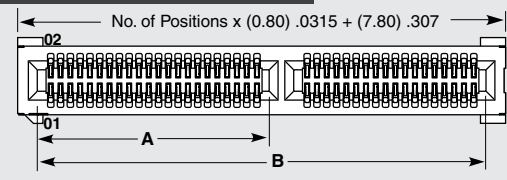
-BL = Board Locks (40, 50, 60, 80 only) (Other sizes available. Contact Samtec.) (Weld tab standard)

-L = Latching Option (13, 25, 37, 49 only) (Weld tab standard)

-L2 = ECDP Latching (09, 13, 25, 49 only) (For use with ECDP) (Weld tab standard)

-WT = Weld tab

-TR = Tape & Reel (09 - 70 only)



POSITIONS PER ROW	A	B
09*†	(4.50) .177	(11.80) .465
13*†	(6.10) .240	(15.00) .591
25*†	(6.10) .240	(24.60) .969
37†	(18.10) .713	(34.20) 1.346
40	(18.90) .744	(36.60) 1.441
49*†	(22.90) .902	(43.80) 1.724
50	(22.90) .902	(44.60) 1.756
60	(26.90) 1.059	(52.60) 2.071
70†	(26.90) 1.059	(60.60) 2.386
80†	(26.90) 1.059	(68.60) 2.701
100†	(26.90) 1.059	(84.60) 3.331

Positions where no dimensions are given do not have keying feature.
* Mates with ECDP Series.
† Available with -01 Card Only.

CABLE CONNECTOR	CONNECTOR
ECDP-04	HSEC8-109-L2
ECDP-08	HSEC8-113-L2
ECDP-16	HSEC8-125-L2
ECDP-32	HSEC8-149-L2

Notes:

While optimized for 50 Ω applications, this connector with alternative signal/ground patterns may also perform well in certain 75 Ω applications. Contact Samtec for further information.

Some lengths, styles and options are non-standard, non-returnable.

