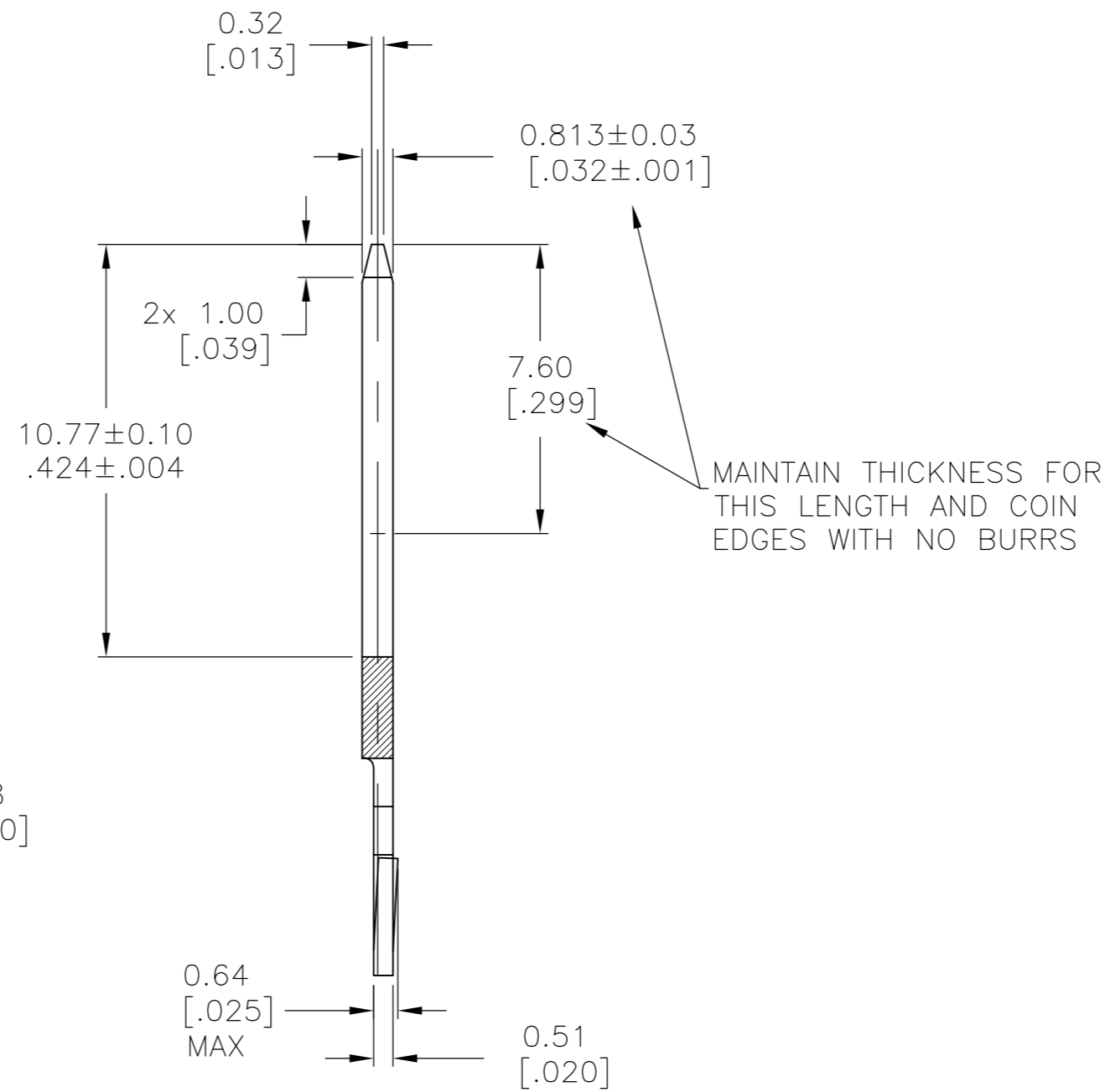
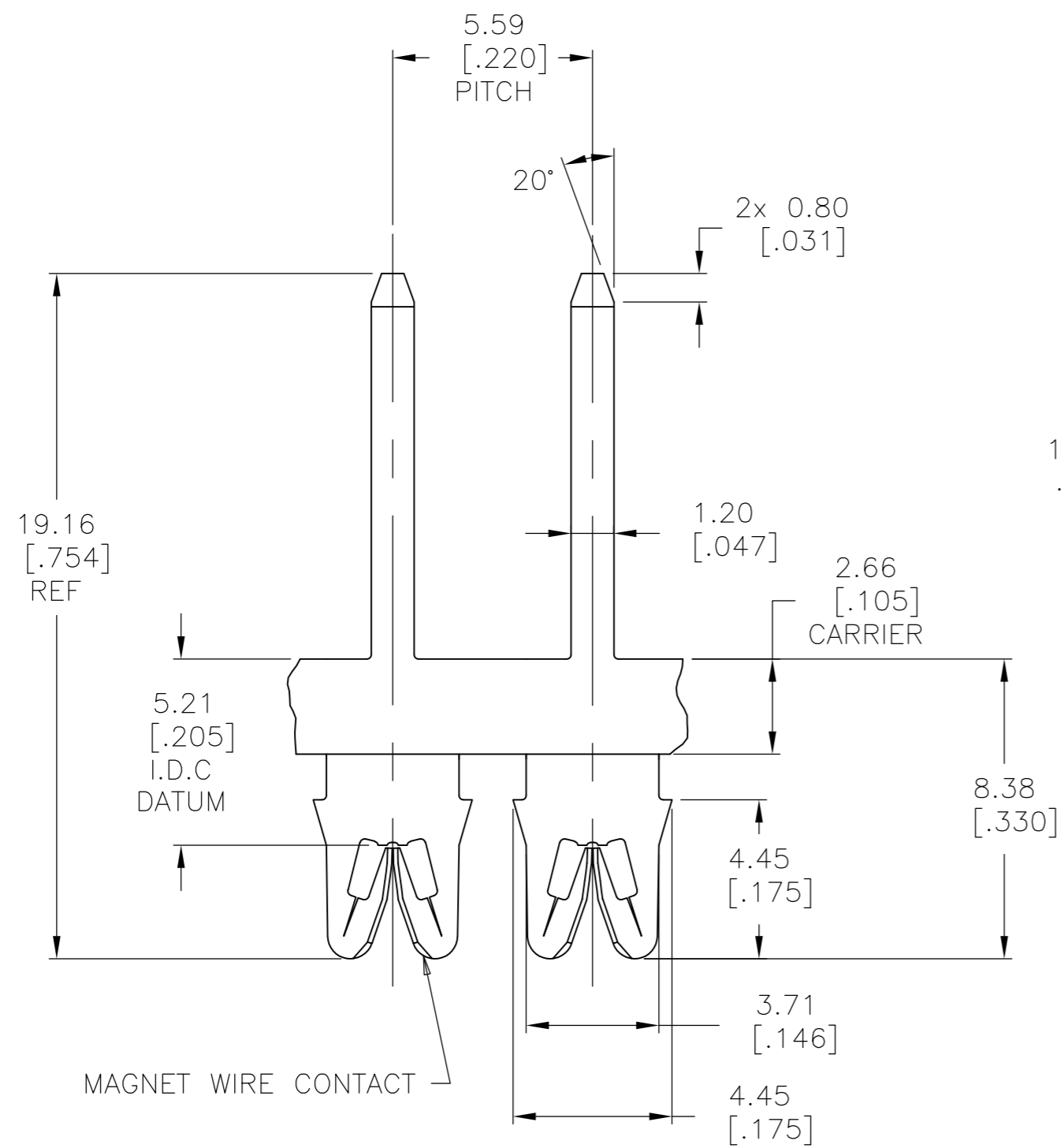
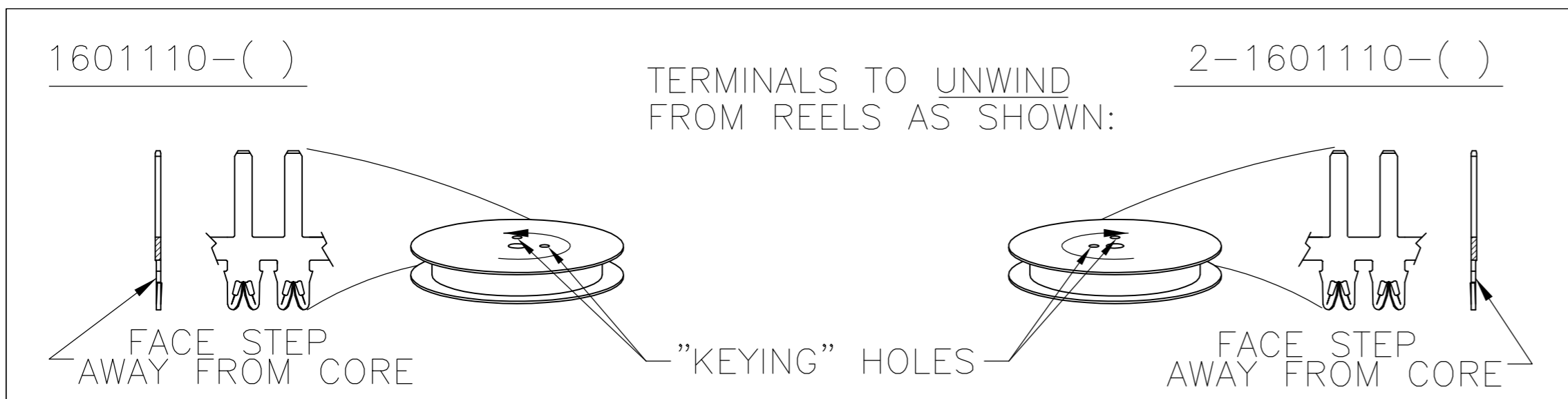
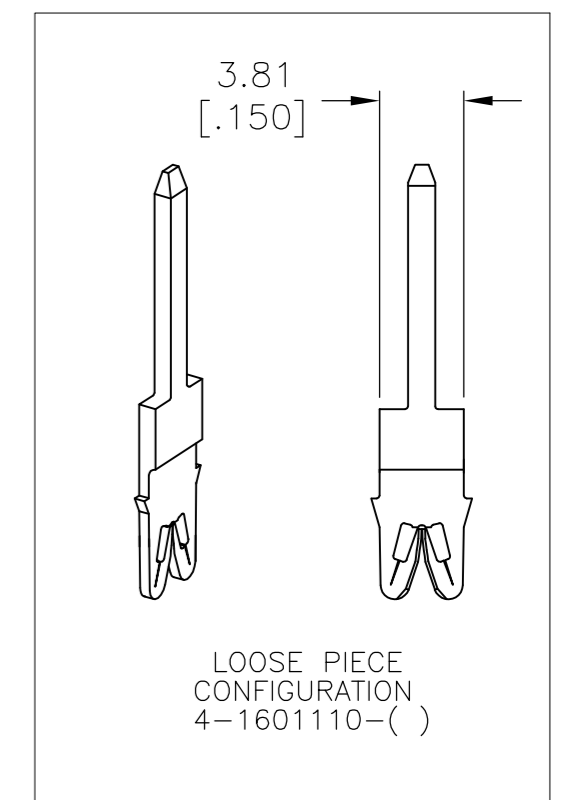


THIS DRAWING IS UNPUBLISHED. RELEASED FOR PUBLICATION
 © COPYRIGHT - By TYCO ELECTRONICS CORPORATION. ALL RIGHTS RESERVED.

LOC	DIST	REVISIONS			
P	LTR	DESCRIPTION	DATE	DWN	APVD
AF	50				
		D3 REVISED PER ECR-16-014426	14OCT2016	JH	TIM



- 1 SPECIFICATIONS:
MAGNET WIRE #18- #34 AWG
1.02 mm (.040")- 0.16 mm (.006")
DIA COPPER
- 2 POCKET RECOMMENDATION: # 1601431
- 3 TERMINAL APPLICATION TO COMPLY WITH
TYCO ELECTRONICS SPECIFICATIONS 114-13166
FIGURE 10



-	-	-
-	-	-
-	-	-
Pre-Tin Plate over Copper Underplate	131-182-014	4-1601110-2
Pre-Tin Plate over Copper Underplate	131-182-014	2-1601110-2
Pre-Tin Plate over Copper Underplate	131-181-014	1601110-2
FINISH	REFERENCE PART NUMBER	TE PART NUMBER
THIS DRAWING IS A CONTROLLED DOCUMENT.	DWN J.WELLER 11JAN2002	TE Connectivity
DIMENSIONS: mm [INCHES]	CHK M.FEHER 11JAN2002	
TOLERANCES UNLESS OTHERWISE SPECIFIED:	APVD K.RANDOLPH 11JAN2002	
0 PLC ± -	PRODUCT SPEC 108-2085	
1 PLC ± 0.25 [.010]	APPLICATION SPEC	NAME
2 PLC ± 0.13 [.005]		STD. RANGE WIRE TO .047 X .032 TAB SIAMEZE TERMINAL
3 PLC ± -		SIZE A2
4 PLC ± -		CAGE CODE 00779
ANGLES ± 2°		DRAWING NO C=1601110
MATERIAL BRASS, 3/4 HARD	FINISH SEE TABLE	RESTRICTED TO -
	WEIGHT 0	SCALE 6:1
	CUSTOMER DRAWING	SHEET 1 OF 1
		REV D3