

E-Z Hook, A Div. of Tektest, Inc.
 P.O. Box 660729,
 Arcadia, CA 91066-0729
 Phone: 626.446.6175
 Fax: 626.446.0972
 E-mail: info@e-z-hook.com
 Website:www.e-z-hook.com

All Categories > Kits > Automotive Test Kits > E-Z-Mini-Hook Test Lead models: X100W, XR, XL1 > Item # 201W

Item # 201W, X100W Hook to Stacking Banana Plug

X100W Hook to Stacking Banana Plug

Standard wire for the following leads is 22 AWG PVC.
 X100W mini-hook to stacking standard banana plug
For distributor pricing please contact distributor sales at 1-800-995-4665.








[larger image](#)



[larger image](#)

[Specifications](#) · [Lead Length and Cable Length Information](#) · [How to Order Test Leads & Cable Assemblies](#) · [Field Servicing Information](#)

Specifications

Hook Model	X100W
Wire Gauge	22 AWG
Wire Material	PVC
Standard Lengths	3 in (8 cm) 6 in (15 cm) 12 in (30 cm) 18 in (45 cm) 24 in (60 cm) 36 in (90 cm) 48 in (120 cm) 60 in (150 cm)
	 Black (0) larger image  Brown (1) larger image  Red (2) larger image  Orange (3) larger image  Yellow (4) larger image

Colors	
	Green (5) larger image
	
	Blue (6) larger image
	
	Violet (7) larger image
	
Gray (8) larger image	
	
White (9) larger image	
Connector #1	X100W, mini-hook
Connector #2	9203, stacking standard banana plug
Unit	each

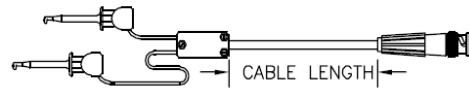
Lead Length and Cable Length Information

E-Z-Hook offers a selection of standard length test leads, patch cords, and cable assemblies. We also offer custom lengths to fit special requirements.

All length measurements are made in inches, see diagrams below for measuring examples:



Standard lengths in inches for test lead and patch cord assemblies:	
3" (8 cm) lead wire	18" (45 cm)
4" (10 cm) lead wire	24" (60 cm)
6" (15 cm)	36" (90 cm)
8" (20 cm)	48" (120 cm)
12" (30 cm)	60" (150 cm)



Standard lengths in inches for cable assemblies:	
6" (15 cm)	30" (75 cm)
12" (30 cm)	36" (90 cm)
18" (45 cm)	48" (120 cm)
24" (60 cm)	60" (150 cm)
*Longer lengths available	

How to Order Test Leads & Cable Assemblies

Ordering E-Z-Hook test leads and cable assemblies is E-Z. Select the part number supplied in the product section, then select your lead or cable length and color. Example: 704XR-18-RED (Part No.-Length-Color). Variations of each hook may be ordered in place of the standard hook. Ordering information is provided at the beginning of each section.

Field Servicing Information

Most hooks are designed to be field serviceable. To replace a lead wire, pull on the plunger until it slips free of the body. Strip lead wire 3/4" (19 mm), feed wire through plunger and wrap around terminal as shown. Solder and cut off excess wire at solder point. Reassemble part, making sure the terminal and nylon fins enter their respective grooves. Keep slack in lead wire pulled out while assembling to prevent binding.

NOTE: To disassemble XM Micro-Hook connectors or leads, actuate plunger to

expose hook and grasp behind hook with long nose pliers before pulling plunger off.
Failure to do so will result in damage to part.



[Print](#) [Back](#)