

SURFBOARDS®



THE BREADBOARDING MEDIUM FOR **SURFACE MOUNT**™

33000 SERIES APPLICATION SPECIFIC ADAPTERS

IDS33205
REV 1-2012

MODEL **33205**
FOR 5 LEAD .95 MM PITCH DEVICES

ACCEPTS
THESE
DEVICES

PARTIAL
LISTING

SOT-23-5
SOT-25
SC-59-5
SC-74A
TSOP-5
TSOT-23-5

ANALOG **RJ-5, UJ-5**
FAIRCHILD **TinyLogic™** 1
BURR BROWN **PKG 331**
MICREL **ITTYBITTY™** 1
PANASONIC **Mini5-DA, Mini5-G1**
ROHM **SMD5, SMT5, TSMT5**
TEXAS INST. **Microgate™** 1
DBV (R-PDSO-G5)
DDC (R-PDSO-G5)
TOSHIBA **SMV PKG.**

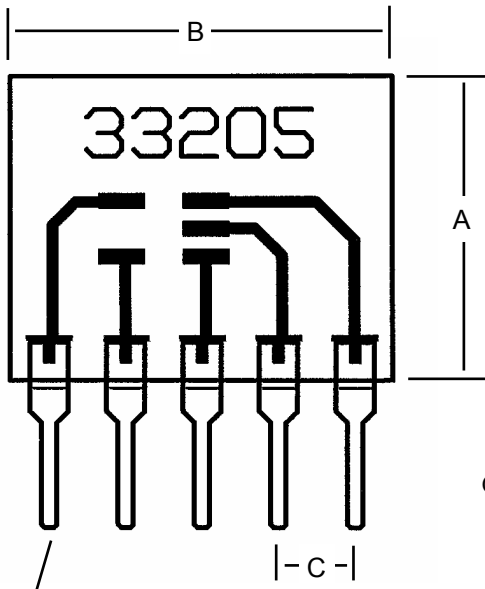
ALWAYS CONSULT DEVICE DATA SHEET TO INSURE PROPER FIT

*TinyLogic is a Trademark of Fairchild Semiconductor Corp.

**Ittybitty is a Trademark of Micrel Semiconductor corp.

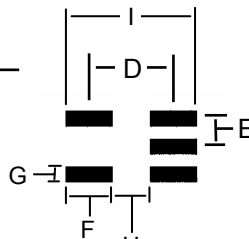
***Microgate is a trademark of Texas Inst. Corp.

1 - In the SOT-23-5 / SC59-5 package.



PINS ON .1 in.
CENTERS PROVIDE
COMPATIBILITY
WITH
BREADBOARDS
AND SOCKETS

DEVICE
FOOTPRINT

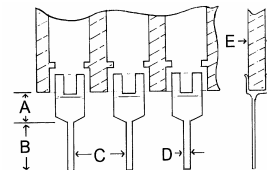


SINGLE-IN-LINE (SIP) PINS ON .100 in. CENTERS. SEE PIN SPECS.

FIG.	INCHES	MM	NOTE:
A	.400	10.16	BOARD HEIGHT +/- .5mm .020in.
B	.500	12.7	BOARD WIDTH +/- .5mm .020in.
C	.100	2.54	SIP PIN SPACE +/- .20mm .008in.
D	.110	2.79	PAD CENTERLINE
E	.0375	.95	DEVICE LEAD PITCH
F	.050	1.27	PAD LENGTH
G	.020	.508	PAD WIDTH
H	.060	1.52	GAP
I	.160	4.06	MAX PIN WIDTH



PIN SPECIFICATIONS / TOLERANCES



In Inches

A = .062 +/- .006

B = .130 +/- .010

C = .100 +/- .005

D = .020 +/- .004

E = .031 +/- .005

BOARD SPECIFICATIONS

BOARD MATERIAL: .8mm, +/- .13mm .031in +/- .005 in.
Thick G-10 FR-4 Glass Epoxy or equivalent.

CIRCUITS: 1 oz. Copper with RoHS compliant Lead
Free solder coating. Patten Position on board +/-
.5mm .020in.

TOLERANCES: If not noted are +/- 20%. Nominal values are given.
Controlling unit is Millimeters. Values rounded to nearest decimal. Slight
Variations due to manufacturing process can occur.

Copyright 1997-2012 by Capital Advanced Technologies, Inc. All rights reserved. Surfboards is a registered trademark of Capital Advanced Technologies, Inc. The Breadboarding medium for surface mount, and the Leaf Circuit Logo are trademarks of Capital Advanced Technologies, Inc. All other trademarks are the property of their respective owners. Specifications, availability, and price is subject to change without notice. All information given is believed to be accurate but is not guaranteed. The user of information given or products represented by such information is responsible for determining the suitability of said information or products for a given purpose. No inducement is intended or permission granted for infringement of any patent or unauthorized use of any intellectual property of Capital Advanced Technologies or others.

CAPITAL ADVANCED TECHNOLOGIES, INC.

CAROL STREAM, ILLINOIS. USA.

PHONE 630-690-1696

WWW.CapitalAdvanced.Com

FAX 630-690-2498