
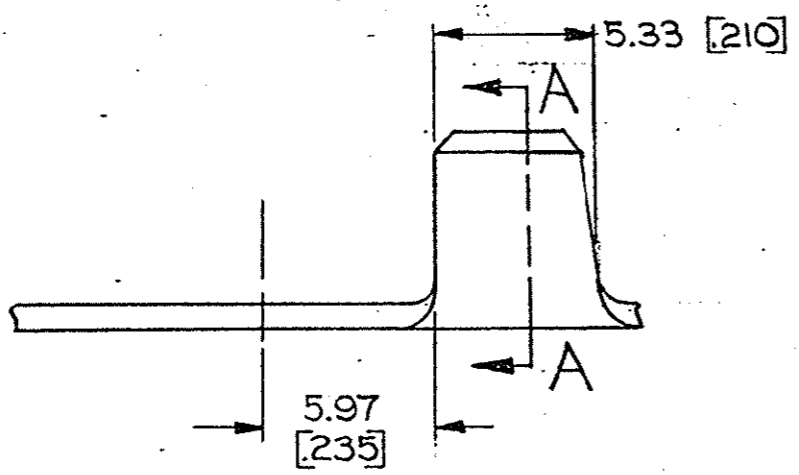
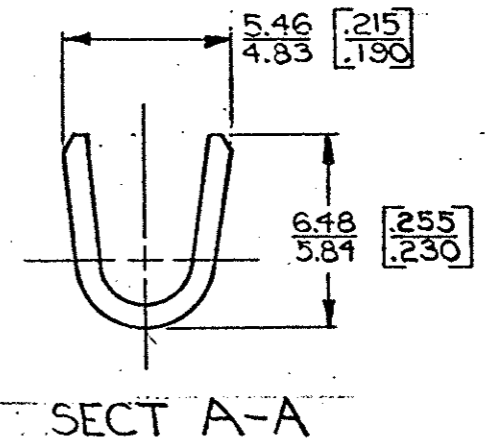
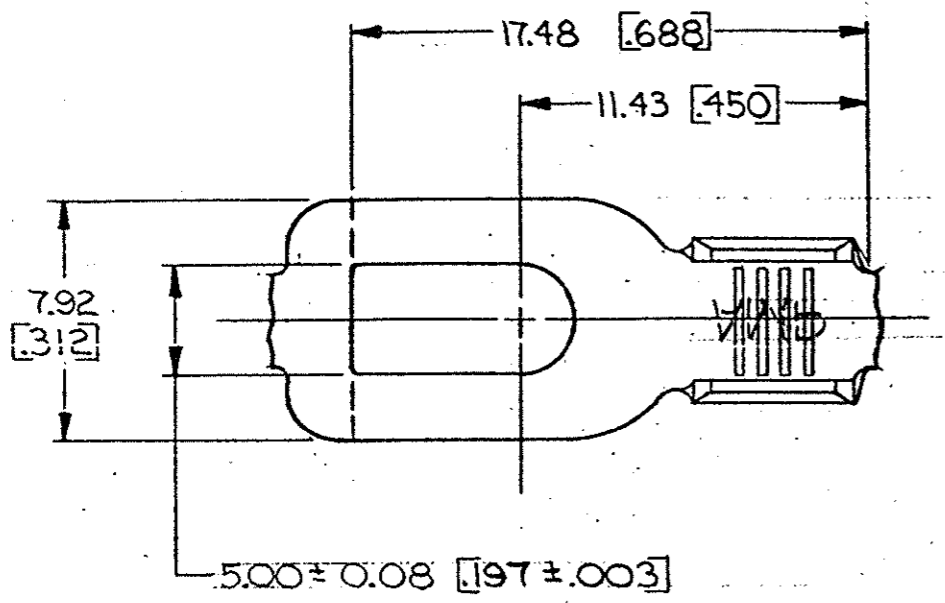


© COPYRIGHT 1968 BY AMP INCORPORATED, HARRISBURG, PA. ALL INTERNATIONAL RIGHTS RESERVED. AMP INCORPORATED PRODUCTS COVERED BY U. S. AND FOREIGN PATENTS AND/OR PATENTS PENDING.



FLANGED IN APPLICATOR

REVISIONS						
P	F	ZONE	LTR	DESCRIPTION	DATE	APPROVED
✓	✓		A	REDRAWN & REVISED A-39431.M.	1/5/78	
✓	✓		B	REVISED AF0169	8/15/84	SR/G4
✓	✓		C	REV PER AF-6785	7/9/90	PMF/G4
✓	✓		D	REV PER OLIO-0090-97	20/20/97	PMF/G4
			DI	REVISED NOTE 1 PER ECR-06-007593	3/4/06	MF/DFD



⚠ SUFFIX LETTER MUST BE USED ONLY WHEN ORDERING APPLICATOR TOOLING WITH FLANGING OPTION.
 2. CONTINUOUS STRIP ON REELS.
 3. DIMENSIONS IN BRACKETS ARE IN INCHES

METRIC

#10	3.0-5.0 mm ² [2-10]	TIN	0.76 [030] BRASS	⚠ 41495-A 41495
STUD SIZE	WIRE RANGE	FINISH	MATERIAL	PART NO
UNLESS OTHERWISE SPECIFIED DIMENSIONS ARE IN mm mm	CONTRACT NO		AMP INCORPORATED Harrisburg, Pa.	
TOLERANCES ON: DECIMALS ±0.38 [015] ANGLES ±1°	DR A. J. J. 5/1/78	CHK G. Yetter 7/25/78	NAME SPADE	
MATERIAL SEE TABLE	APPR R. P. Franz 8-10-78	APPR E. J. J. 8-10-78	SIZE B	CODE IDENT NO 00779
FINISH SEE TABLE	DSGN APPD	OTHER APPD	DRAWING NO 41495	SHEET
			SCALE	