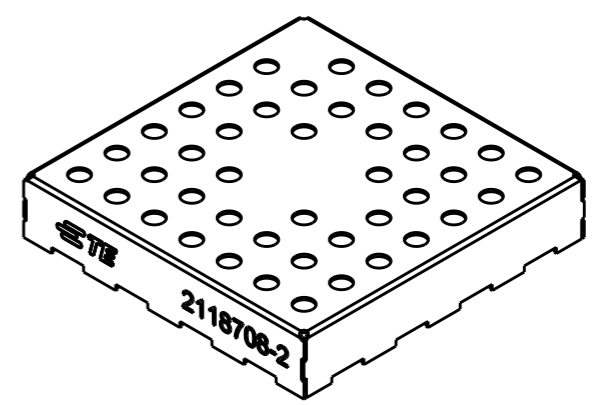
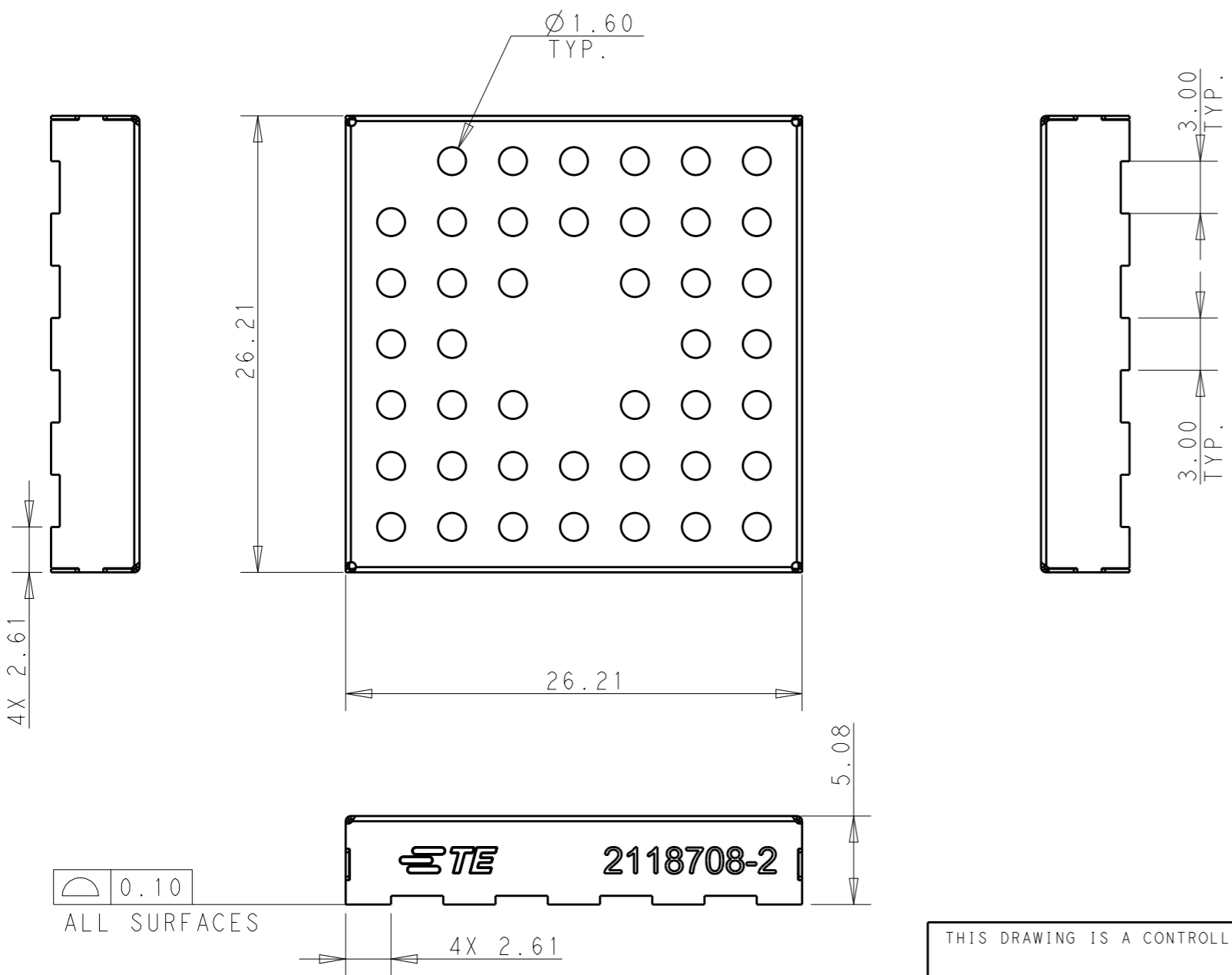


THIS DRAWING IS UNPUBLISHED. RELEASED FOR PUBLICATION 20  
 © COPYRIGHT 20 BY - ALL RIGHTS RESERVED.

REVISIONS					
P	LTR	DESCRIPTION	DATE	DWN	APVD
3		REMOVE CORNER HOLE	01SEP2016	VL	SS
A		DRAWING RELEASED	21APR2017	VL	SS
A1		REVISED PER ECO-17-007644	26MAY2017	VL	SS
A2		REVISED PER ECO-17-013857	20SEP2017	SS	HL



NOTES:

- 1 MATERIAL: 0.20mm CRS. 1,25 - 3.00µm MATTE TIN FINISH.
- 2 MATERIAL: 0.20mm AL. 1.20 - 2.00µm MATTE TIN FINISH OVER NICKEL FLASH.
- 3 STAMPING BURR OUTSIDE OF PART, MAX 0.05mm.
- 4 PARTS TO BE FREE OF OIL AND CONTAMINENTS.
- 5 PART IS RoHS COMPLIANT PER TE CONNECTIVITY STANDARD TEC-138-702.
- 6 REFER TO 3D MODEL FOR UNSPECIFIED DIMENSIONS.
- 7 PACKAGING: TAPE AND REEL

7	2	2118708-4
7	1	2118708-2
PACKAGING	MATERIAL	PART NUMBER

0.10  
ALL SURFACES

THIS DRAWING IS A CONTROLLED DOCUMENT.		DWN V. LAC 07APR2016	TE Connectivity	
DIMENSIONS: mm		CHK S. SU 21APR2017		
TOLERANCES UNLESS OTHERWISE SPECIFIED:		APVD V. LAC 21APR2017	NAME 1 PIECE STANDARD SHIELD	
0 PLC ±0.20		PRODUCT SPEC 108-115119	SIZE A3	
1 PLC ±0.15		APPLICATION SPEC 114-115013	CAGE CODE -	DRAWING NO C-2118708
2 PLC ±0.10		WEIGHT -	RESTRICTED TO -	
3 PLC ±		CUSTOMER DRAWING	SCALE 3:1	SHEET 1 OF 3
4 PLC ±				REV A2
4 PLC ANGLES ±2				
FINISH SEE TABLE				
MATERIAL SEE TABLE				

THIS DRAWING IS UNPUBLISHED.

RELEASED FOR PUBLICATION

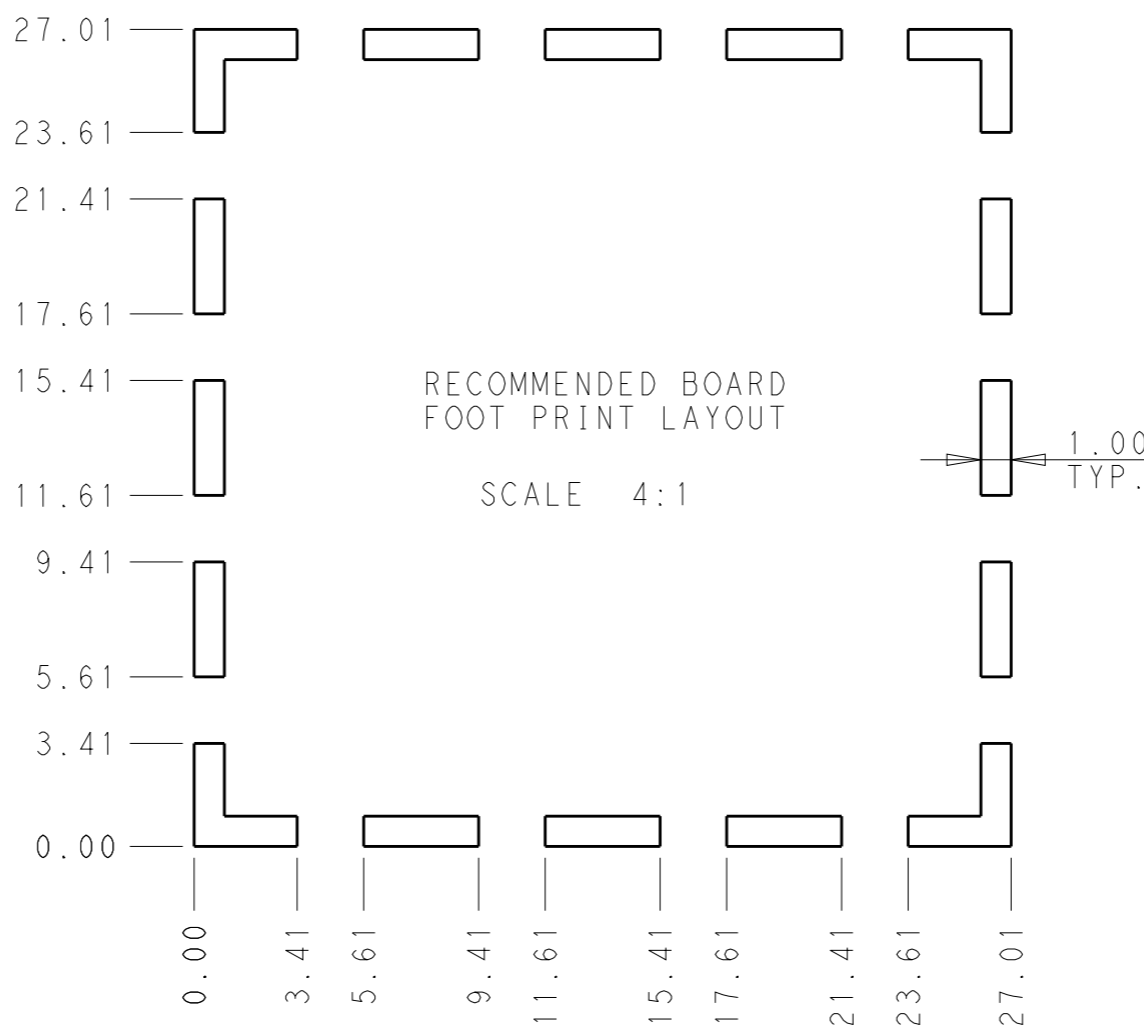
20

© COPYRIGHT 20 BY -

ALL RIGHTS RESERVED.

REVISIONS

P	LTR	DESCRIPTION	DATE	DWN	APVD
-		SEE SHEET 1	-	-	-



RECOMMENDED BOARD FOOT PRINT LAYOUT

SCALE 4:1

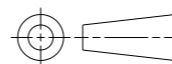
1.00 TYP.

NOTES:

8. STENCIL THICKNESS: 0.10mm MIN.

THIS DRAWING IS A CONTROLLED DOCUMENT.

DIMENSIONS:  
mm



TOLERANCES UNLESS OTHERWISE SPECIFIED:

- 0 PLC ±0.20
- 1 PLC ±0.15
- 2 PLC ±0.10
- 3 PLC ±
- 4 PLC ±
- ANGLES ±2

MATERIAL  
SEE TABLE

FINISH  
SEE TABLE

DWN V. LAC 07APR2016

CHK S. SU 21APR2017

APVD V. LAC 21APR2017

PRODUCT SPEC  
108-115119

APPLICATION SPEC  
114-115013

WEIGHT -

CUSTOMER DRAWING



NAME  
1 PIECE STANDARD SHIELD

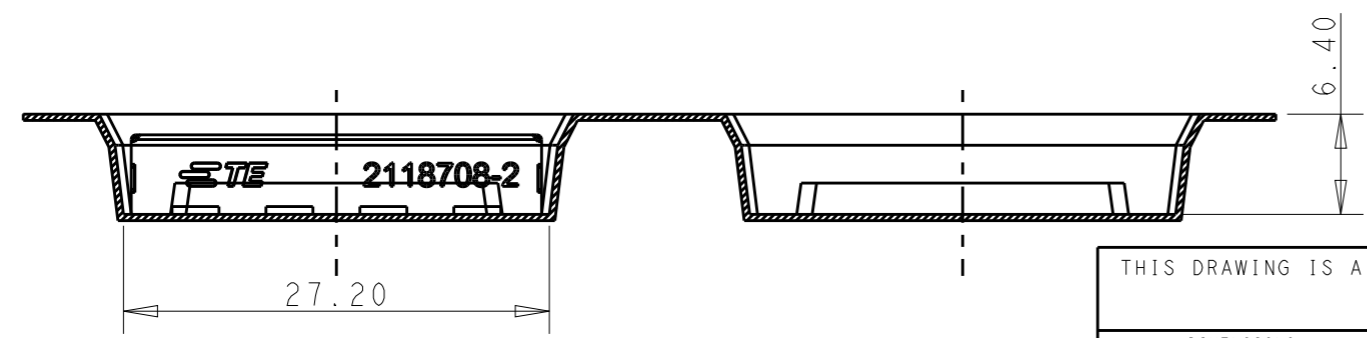
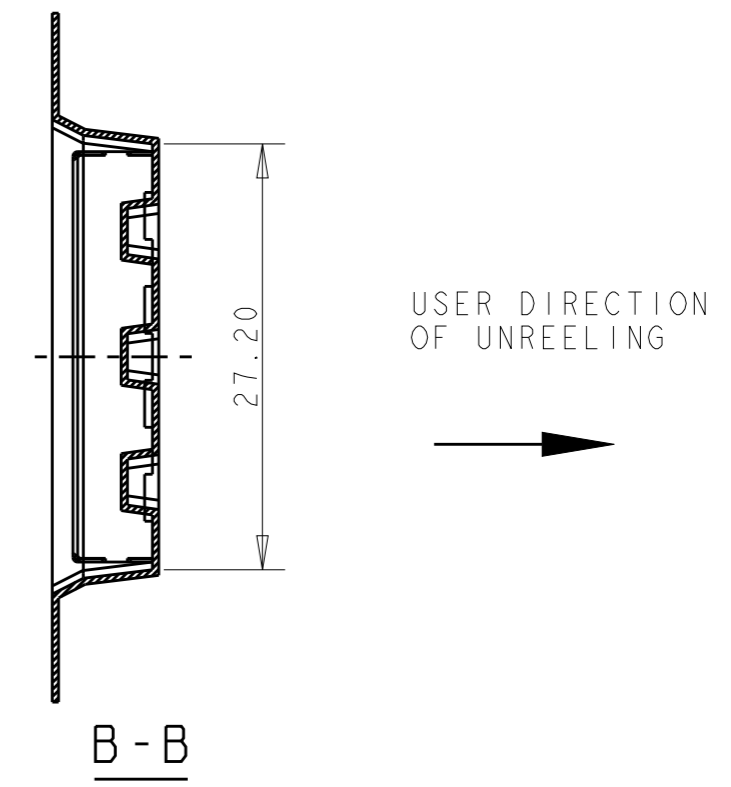
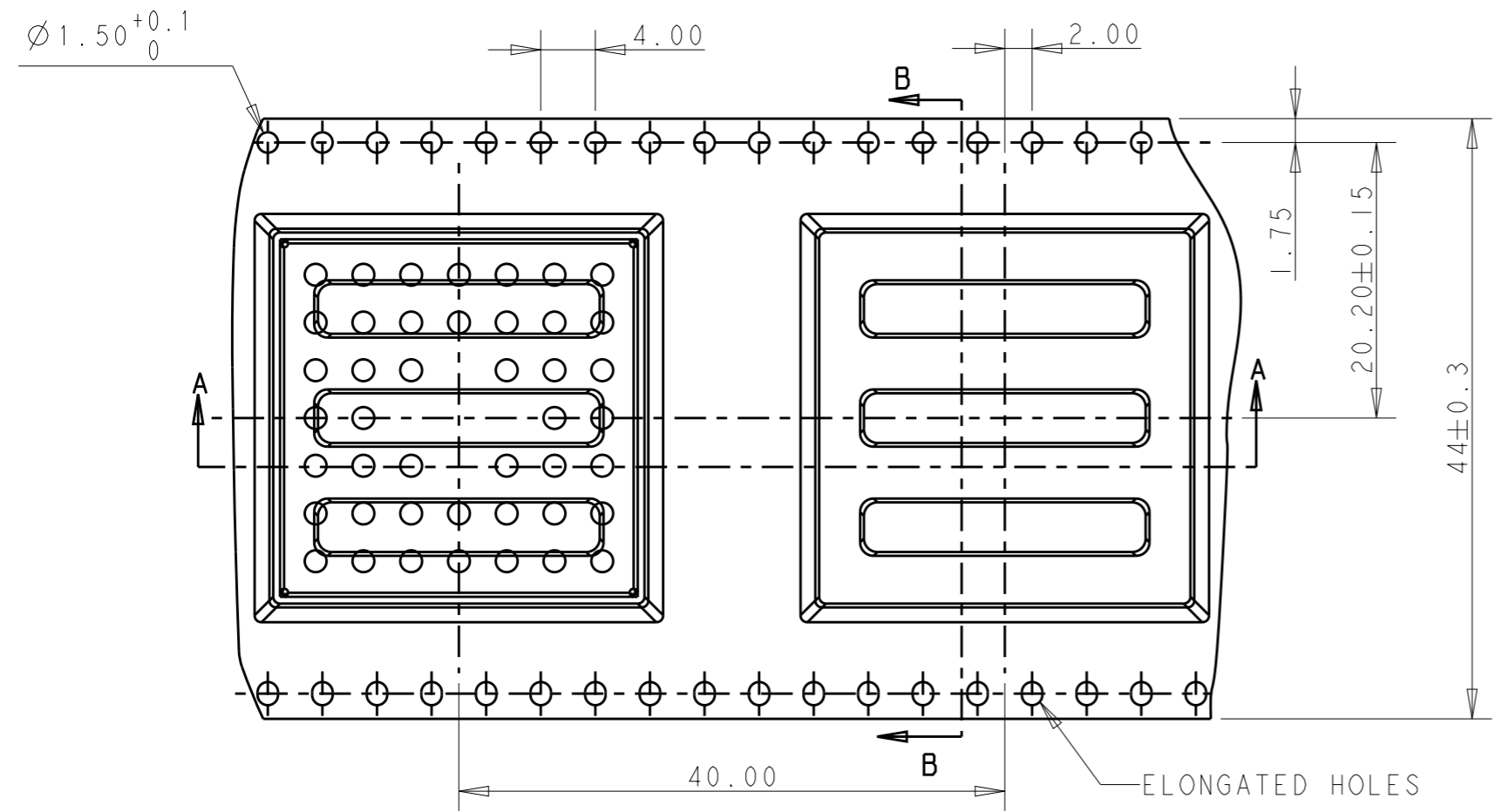
SIZE CAGE CODE DRAWING NO RESTRICTED TO

A3 - C-2118708 -


SCALE 3:1 SHEET 2 OF 3 REV A2

THIS DRAWING IS UNPUBLISHED. RELEASED FOR PUBLICATION 20  
 © COPYRIGHT 20 BY - ALL RIGHTS RESERVED.

REVISIONS					
P	LTR	DESCRIPTION	DATE	DWN	APVD
-	-	SEE SHEET 1	-	-	-



- NOTES:  
 9. REEL SIZE: O.D. 380mm, I.D. 180mm  
 10. QTY PER REEL: 280PCS

THIS DRAWING IS A CONTROLLED DOCUMENT.		DWN V. LAC 07APR2016	 TE Connectivity			
DIMENSIONS: mm		CHK S. SU 21APR2017				
TOLERANCES UNLESS OTHERWISE SPECIFIED:		APVD V. LAC 21APR2017	NAME 1 PIECE STANDARD SHIELD			
0 PLC ±0.20		PRODUCT SPEC 108-115119	SIZE A3	CAGE CODE -	DRAWING NO C-2118708	RESTRICTED TO -
1 PLC ±0.15		APPLICATION SPEC 114-115013	SCALE 3:1 SHEET 3 OF 3 REV A2			
2 PLC ±0.10		WEIGHT -	CUSTOMER DRAWING			
3 PLC ±						
4 PLC ±						
ANGLES ±2						
FINISH SEE TABLE						
MATERIAL SEE TABLE						