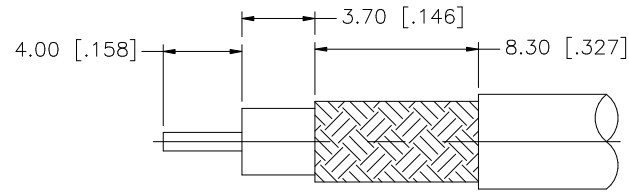
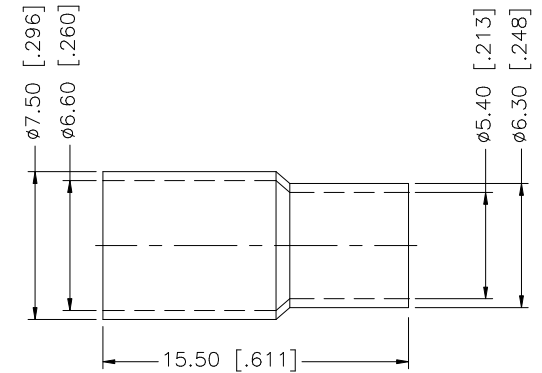
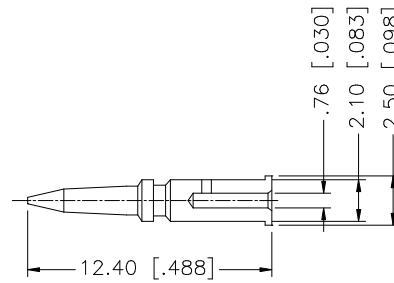
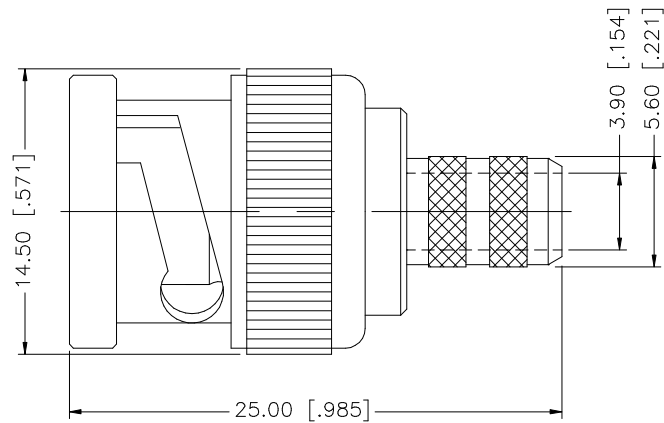


REV.	DATE	DESCRIPTION
NC	07/09/02	INITIAL RELEASE
A	10/02/06	REVISE CRIMP NOTE 1, UPDATE DRAWING FORMAT



RECOMMENDED CABLE STRIPPING DIM'S



CRIMP NOTES:

1. CRIMPED FERRULE HEX CRIMP SIZE .255"
2. CRIMPED CONTACT PIN HEX CRIMP SIZE .068"

8				
7				
6				
5				
4	FERRULE	COPPER	NICKEL	1
3	CONTACT PIN	BRASS	GOLD	1
2	INSULATOR	TEFLON	NATURAL	1
1	BODY	BRASS	NICKEL	1
	DESCRIPTION	MATERIAL	FINISH	QTY

UNLESS OTHERWISE SPECIFIED DIMENSIONS ARE IN MILLIMETERS. DIMENSIONS IN [] ARE IN INCHES AND FOR CUSTOMER REFERENCE ONLY.

UNLESS OTHERWISE SPECIFIED TOLERANCES FOR MILLIMETERS ARE:
0.5 - 8mm ± 0.20mm
8 - 30mm ± 0.40mm
30 - 120mm ± 0.50mm

UNLESS OTHERWISE SPECIFIED TOLERANCES FOR INCHES ARE:
.020 - .315 = ± 0.007"
.315 - 1.180 = ± 0.015"
1.180 - 4.724 = ± 0.020"

DO NOT SCALE DRAWING

APPROVALS	DATE
DRAWN G.R.S.	10/02/06
CHECKED	
ISSUED	
SHEET 1 OF 1	
CAD FILE	C:/112/112127.DWG

Amphenol Connex

PART DESCRIPTION			
BNC CRIMP PLUG (FOR RG-59/U PLENUM)			
PART NO. 112127			
DWG. NO.	112127.DWG	REV.	A
SIZE	A	SCALE	NA