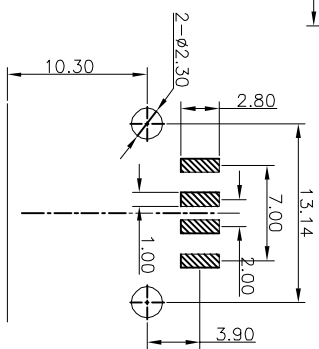
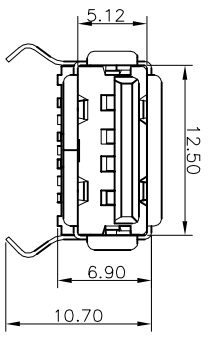
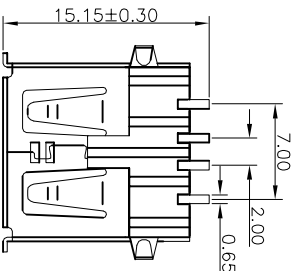
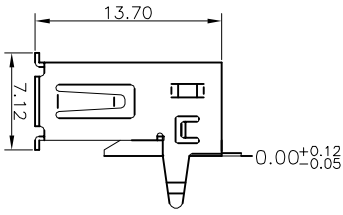
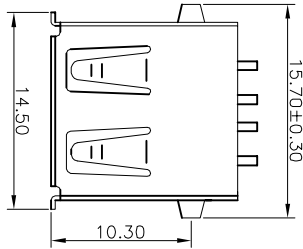
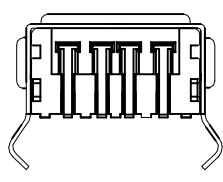


1	2	3	4	5	6	7	A
1	2	3	4	5	6	7	A
1	2	3	4	5	6	7	B
1	2	3	4	5	6	7	C
1	2	3	4	5	6	7	D
1	2	3	4	5	6	7	E
1	2	3	4	5	6	7	F
1	2	3	4	5	6	7	G
1	2	3	4	5	6	7	H



RECOMMENDED P.C.B LAYOUT

NOTES:

1. Material:
 - 1.1 Housing: LCP+30%GF UL94V-0, Color Black
 - 1.2 Shell: Brass
 - 1.3 Contact :Phosphor Bronze
2. FINISH:
 - 2.1 Contact Area: Selective 5u"Au
 - Solder Area: Tin Plated
 - Under: Ni Plated
3. MECHANICAL:
 - 3.1 Mating Force: 3.57kgf Max.
 - 3.2 Unmating Force: 1.02kgf Min
 - 3.3 Durability: 1500 cycles Min
4. ELECTRICAL:
 - 4.1 Current Rating: 1.5A
 - 4.2 Dielectric Strength: 500V AC FOR 1 MINUTE
 - 4.3 Contact Resistance: 30mΩ Max
 - 4.4 Insulation Resistance: 1000 MΩ Min
 5. Operating temperature: -55°C TO +85°C
- ① 6. PACKING: Tray

RoHS compliant

Scale	Free						Customer-No.
TOLERANCE							
.X	±0.30		Drawn	Date	07.06.2013	Winnie	
.XX	±0.20		Approved	Date	14.07.2014	Winnie	
.XXX	±0.10						
DIM	TOL	①	Correct the part number into AU-Y1006 & the packing tape&reel into tray				ASSMANN WSW-No.
X. °	±5°	①	Drawn	Date	07.06.2013	Winnie	① AU-Y1006
Angle	TOL	①					Drawing-No.
UNIT	mm		Modification				ASS 5776 CO
							Replace
							rev01
							SHEET



ASS 5776 CO

① AU-Y1006

rev01

SHEET