

DG300 SERIES

Green Power

California Efficiency

ITE & Medical, PFC with 300 Watts continuous, Peak 600 Watts



GENERAL SPECIFICATIONS

Line Voltage.....	90VAC to 264VAC
Input Frequency.....	47Hz to 63Hz
No load input power.....	<0.5W
Inrush Current (cold).....	less then 30A at 115VAC or 60A at 230VAC
Operating Temperature.....	-20°C to 70°C
Storage Temperature.....	-20°C to 85°C
Cooling.....	Free Air Convection
Efficiency.....	89% - 91%
Holdup Time.....	20ms at 115VAC
Overvoltage Type.....	latch off
Overload Protection.....	Auto recovery Within 150% rated load

Safety:
 Designed in full compliance with... ..UL 60950-1
 EN60950-1
 ANSI/AAMI ES60601-1
 EN60601-1
 EMI.....FCC class B
 EN61000-3-3
 EMS.....EN61000-4-2,-3,-4,-5,-6,-11

DESCRIPTION

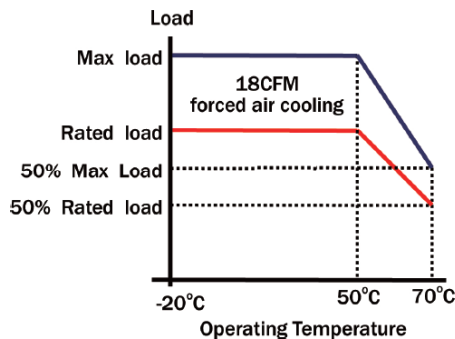
The DG300 Series is a 300 Watt Semi-open frame power supply that is 4.2"x 8"x 1.65" providing 5.4 Watts per cubic inch. Each unit has a built-in Active Power Factor Correction and the efficiency of this series is between 89% to 91% depending on model. AC input and DC output are Molex terminal blocks.

FEATURES

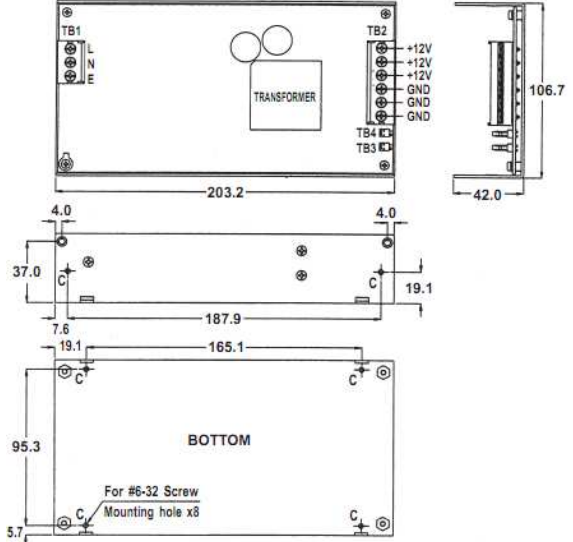
- High Efficiency
- Active PFC
- Single Output
- Universal input 90VAC to 264VAC

APPLICATIONS

- IT Applications
- Medical Applications
- Telecommunications
- Test Instrumentation Product
- Data Acquisition
- Other Applications



MECHANICAL SPECIFICATIONS



Note:
 1. Dimensions shown in mm as left. Tolerance: +/-1mm
 2. Size: 106.7 X 203.2 X 42 (mm) 4.2 X 8.0 X 1.65 (inch)
 3. Connectors:
 AC input: Terminal blocks Fan, Remote sense, LED : Molex 5045-02A
 DC output: Terminal blocks or equivalent

OUTPUT SPECIFICATIONS

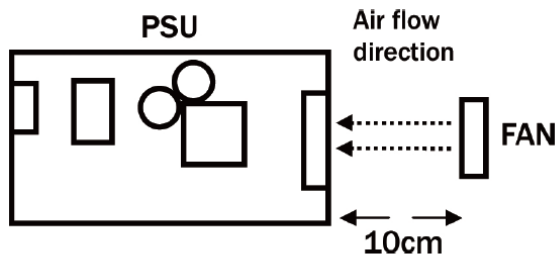
Model	Watts	Voltage (Vdc)	Load (A)			Voltage Tolerance	Ripple & Noise Pk to Pk	Regulation	
			Min.	Rate	Max			Line	Load
DG300-7(-M)	300	+12V	0	25	30	+11.9V~+12.10V	100mVpp	±1%	±1%
DG300-8(-M)	300	+15V	0	20	24	+14.90V~+15.10V	100mVpp	±1%	±1%
DG300-3(-M)	300	+18V	0	17	20.5	+17.90V~+18.10V	150mVpp	±1%	±1%
DG300-9(-M)	300	+24V	0	12.5	15	+23.80V~+24.20V	200mVpp	±1%	±1%
DG300-14(-M)	300	+48V	0	6.3	7.6	+47.90V~+48.10V	200mVpp	±1%	±1%
DG300-H(-M)	300	+60V	0	5	6	+58V~+62V	200mVpp	±1%	±1%

Note: (-M) indicates medical model. Use when specifying a medical power supply e.g. DG300-7-M

Note: Contact factory for Safety Agency Approved status.

1. Each output can provide up to peak load temporarily. Continuous operation at greater than rated load is not allowed.
2. At factory, in 60% rated load condition, each output is checked to be within voltage accuracy.
3. Line regulation is defined by changing $\pm 10\%$ of input voltage from nominal line at rated load.
4. Load regulation is defined by changing $\pm 40\%$ of measured output load from 60% rated load.
5. The ripple and noise is measured by using 15MHz bandwidth limited oscilloscope. Each output is terminated with a 0.47 μF capacitor at rated load and nominal line.
6. Hold up time is measured from the end of the last charging pulse to the time when the main output drops down to 95% output voltage at rated load and nominal line.
7. Efficiency is measured at rated load.

Max. load fan location



Medical Isolation grade

